



World Health
Organization

African Region

Atlas of African Health Statistics 2022

Health situation analysis of the African Region

Country Profiles



iAHO
Integrated African
Health Observatory

SUSTAINABLE
DEVELOPMENT
GOALS

Atlas of African Health Statistics 2022

Health situation analysis of the African Region

Country Profiles

Atlas of African Health Statistics 2022: Health situation analysis of the WHO African Region — Country profiles.

ISBN: 978-929023485-2

© WHO Regional Office for Africa 2022

Some rights reserved. This work is available under the Creative Commons Attribution-NonCommercial-ShareAlike 3.0 IGO licence (CC BY-NC-SA 3.0 IGO; <https://creativecommons.org/licenses/by-nc-sa/3.0/igo>).

Under the terms of this licence, you may copy, redistribute and adapt the work for non-commercial purposes, provided the work is appropriately cited, as indicated below. In any use of this work, there should be no suggestion that WHO endorses any specific organization, products or services. The use of the WHO logo is not permitted. If you adapt the work, then you must license your work under the same or equivalent Creative Commons licence. If you create a translation of this work, you should add the following disclaimer along with the suggested citation: “This translation was not created by the World Health Organization (WHO). WHO is not responsible for the content or accuracy of this translation. The original English edition shall be the binding and authentic edition”.

Any mediation relating to disputes arising under the licence shall be conducted in accordance with the mediation rules of the World Intellectual Property Organization.

Suggested citation. Atlas of African Health Statistics 2022: Health situation analysis of the WHO African Region — Country profiles.. Brazzaville: WHO Regional Office for Africa; 2022. Licence: [CC BY-NC-SA 3.0 IGO](#).

Cataloguing-in-Publication (CIP) data. CIP data are available at <http://apps.who.int/iris>.

Sales, rights and licensing. To purchase WHO publications, see <http://apps.who.int/bookorders>. To submit requests for commercial use and queries on rights and licensing, see <http://www.who.int/about/licensing>.

Third-party materials. If you wish to reuse material from this work that is attributed to a third party, such as tables, figures or images, it is your responsibility to determine whether permission is needed for that reuse and to obtain permission from the copyright holder. The risk of claims resulting from infringement of any third-party-owned component in the work rests solely with the user.

General disclaimers. The designations employed and the presentation of the material in this publication do not imply the expression of any opinion whatsoever on the part of WHO concerning the legal status of any country, territory, city or area or of its authorities, or concerning the delimitation of its frontiers or boundaries. Dotted and dashed lines on maps represent approximate border lines for which there may not yet be full agreement.

The mention of specific companies or of certain manufacturers’ products does not imply that they are endorsed or recommended by WHO in preference to others of a similar nature that are not mentioned. Errors and omissions excepted, the names of proprietary products are distinguished by initial capital letters.

All reasonable precautions have been taken by WHO to verify the information contained in this publication. However, the published material is being distributed without warranty of any kind, either expressed or implied. The responsibility for the interpretation and use of the material lies with the reader. In no event shall WHO be liable for damages arising from its use.

Designed in Brazzaville, Republic of Congo

List of countries

Algeria	7	Lesotho	55
Angola	9	Liberia	57
Benin	11	Madagascar	59
Botswana	13	Malawi	61
Burkina Faso	15	Mali	63
Burundi	17	Mauritania	65
Cabo Verde	19	Mauritius	67
Cameroon	21	Mozambique	69
Central African Republic	23	Namibia	71
Chad	25	Niger	73
Comoros	27	Nigeria	75
Congo	29	Rwanda	77
Cote d'Ivoire	31	Sao Tome and Principe	79
Democratic Republic of Congo	33	Senegal	81
Equatorial Guinea	35	Seychelles	83
Eritrea	37	Sierra Leone	85
Eswatini	39	South Africa	87
Ethiopia	41	South Sudan	89
Gabon	43	Togo	91
Gambia	45	Uganda	93
Ghana	47	United Republic of Tanzania	95
Guinea	49	Zambia	97
Guinea Bissau	51	Zimbabwe	99
Kenya	53		

Acknowledgements

This Atlas 2022 has been prepared by a core team from Assistant Regional Director Cluster of the WHO Regional Office for Africa under the leadership and guidance of the Cluster Director, Lindiwe Makubalo, and DAK (Data, Analytics and Knowledge Management) Team Leader, Humphrey Cyprian Karamagi. The technical core team was coordinated by Serge Bataliack and included Berence Relisy Ouaya Bouesso, Anacllet Geraud Nganga Koubemba, Bertha Kembabazi, Jadice Mandimba, Aminata Seydi, Sokona Sy, Monde Mambimongo Wangou and Auge Wilson.

The first draft of the Atlas was developed by consultants from the Health Systems Strengthening and Development (HSSD) group under the coordination of Samuel Ndame Ebongue with Ebongue Mbondji and Ursull Saha.

The information is consolidated from products and deliverables of the Life Course, Communicable and noncommunicable, healthier populations and emergency preparedness clusters.

Specific sections of the Atlas were reviewed by the relevant technical programmes and units in the Regional Office, under the guidance of the Cluster Directors and Team Leaders. Special thanks to Antonios Kolimenakis, Ali Ahmed Yaya, Guy Mbayo, Juliet Nabyonga, Kone Brama and Laetitia Ouedraogo, Jeff Kabinda, Ajoy Nundoochan, Indrajit Hazarika, Henri Mbiya Ngandu, Dadjji Kwami, Rajesh Narwal, Candide Tran Ngoc, Eva Pascoal, Benoit Nkoyandemye, Leonard Cosmas, Batanai Moyo, Thandekile Moyo and Sosthene Zombre who completed a comprehensive review of the document and provided invaluable guidance and input to the team. And finally, special thanks to Matthias Reichwald who did the graphic design for this Atlas.

Methodology

This report mainly covers countries in the WHO African Region: Algeria, Burundi, Cabo Verde, Cameroon, Central African Republic, Chad, Comoros, Congo, Côte d'Ivoire, Democratic Republic of the Congo, Equatorial Guinea, Eritrea, Eswatini, Ethiopia, Gabon, The Gambia, Ghana, Guinea, Guinea Bissau, Kenya, Lesotho, Liberia, Madagascar, Malawi, Mali, Mauritania, Mauritius, Mozambique, Namibia, Niger, Nigeria, Rwanda, Sao Tome and Principe, Senegal, Seychelles, Sierra Leone, South Africa, South Sudan, Togo, Uganda, United Republic of Tanzania, Zambia, Zimbabwe. However, the analysis of the indicators (to the extent that data are available) starts by presenting the overall situation of the Region in relation to the other WHO regions, then the distribution/coverage of the indicator among the countries of the Region, and when data allow, the report proposes a disaggregation by sex (Female/Male), residence (Rural/Urban), etc.

The Atlas 2022 relies on a range of data sources given the fact that there are many sections to develop. To enhance production of a robust and comprehensive view of Atlas of African health statistics, as well as to facilitate cross-country comparisons, data sources need to be consistent and comparable. The tables and figures will draw upon WHO Africa-wide and global datasets. For some indicators, there are instances where more accurate national or sub-national data is available through Demographic Health Survey or other standardized and international surveys such as SARA, HHFA, STEPS, etc. The following criteria are proposed to help identify the best data sources, although it is unlikely that every data source will satisfy all these criteria.

- (1.) Credibility and validity of the data
- (2.) National scope and potential to provide subnational level detail
- (3.) Availability and consistency of the data over time and across sources
- (4.) Timeliness of the data
- (5.) Ability to support subgroup- and condition-specific analyses
- (6.) Public accessibility of the data
- (7.) Generalisability of the data/results to the country context

We have several types of data sources: (1) international data sources, (2) national/domestic data sources; and (3) scientific literature.

International sources include global and specialised international databases and / or databases of the United Nations system, those of WHO, UNICEF, UNFPA, and the World Bank. We also used data from the integrated African Health Observatory available at <https://aho.afro.who.int> which has a repository of key health indicators for the countries of the region from the various international and national data sources (with the direct contribution of the Member States).

The primary national/domestic sources are:

- Any official document produced by the Government and / or the Ministry of Health (MOH).
- Documents produced under the supervision of MOH or other state structures.
- Documents produced by the National Institute of Statistics.
- National Vital Statistics System
- Any research report produced by institutes, centres or local research organisations with robust methodology. The results of the research produced by the institutions of the United Nations system represented in countries.

Scientific literature includes publications in peer-reviewed national, regional, or international journals. This may also include grey literature (unpublished) which is based on a robust methodology and is generalisable to the country or Region situation.

NOTE: Some data from international and standardized data sources (which are derived from standard and validated methodologies) may be different from some values collected at national level via the routine data collection system. Indeed, to ensure a certain comparability between countries, only sources that could produce data for at least part of the countries in the WHO African Region were considered. On the other hand, for the country profiles (2 pages) countries were allowed to make inputs and for certain indicators with data from national sources (not always standardized) but validated and/or used by the country in various documents.

The development process of the Atlas of African Health Statistics 2022, required the following steps :

- (a.) Development of the structure of the Atlas 2022 together with other WHO/AFRO clusters and country Offices. The structure is inspired by the results chain of the framework of actions with two additional sections dedicated to the general programme of work 13 (GPW 13) and the monitoring of the Sustainable Development Goals
- (b.) Identification of data sources as defined above;
- (c.) Extraction of data from the aforementioned sources: the most recent validated data were used;
- (d.) Data review / cross-checking of additional information with programmes and clusters of the WHO Regional Office
- (e.) Preparation of data collection matrices on Excel spreadsheet, for the production of charts and tables using Excel and Tableau Software;
- (f.) Production of the first draft report for feedbacks and inputs from all the programmes of the WHO Regional Office
- (g.) Second iteration of the full report and copy edit by Translation Interpretation and Printing Team in WHO/AFRO;
- (h.) Production of the final document for validation in the e-Publication System;
- (i.) Launch and dissemination of the report.

The first drafts were developed by a group of consultants under the supervision of the WHO Regional Office for Africa, then an internal review process (including countries) resulted in the final version.

However, the report has some limitations, including

- The age of some data sources: in fact, several indicators present data that are more than five years old and in the absence of new information, we have used them as such. This means that the situation presented could have improved or deteriorated, and there is an urgent need to invest in sustainable systems for monitoring indicators in the countries
- The poor capacity of the health information system to produce reliable routine data: in fact, some indicators remain unavailable for several countries, which limits the capacity to monitor certain themes
- The low dissemination of the results of certain studies: the results of several studies that could help to capture additional information are not accessible because they are not available in the public domain, which limits their effective

Overview

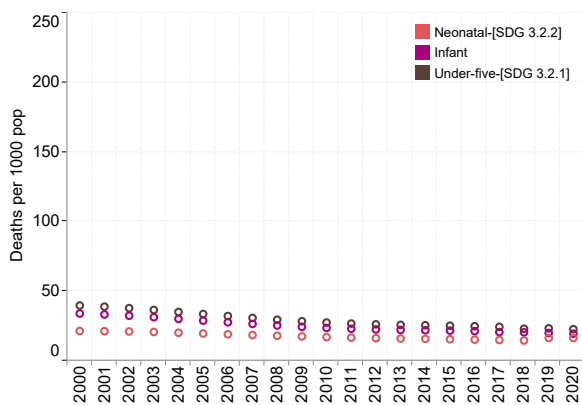
Demographics and socioeconomics (Data source: WHO 2022; UNDP 2022; The WorldBank 2022)

Total surface area (000's sq.km)	2020	2,381.74	Demographic growth (%)	2020	1.84
GDP growth (annual %)	2020	-0.62	Density of population (people per sq.km)	2020	18.41
GDP per capita (Per capita in US\$)	2020	3,306.86	Inflation rate (%)	2020	2.42
Human Development Index	2020	0.75	Number of health districts	2020	48.00
Population size (in thousands)	2020	43,851.04	Number of Regions or Provinces	2020	48.00
			Poverty rate (%)	2020	38.30

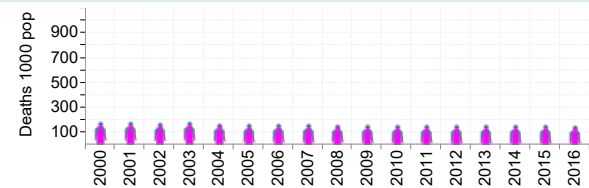
Health Impact

Age based mortality (Data source: WHO 2022)

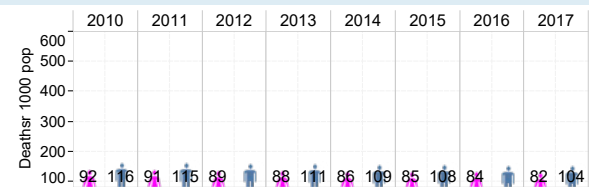
Under-five, Infant and neonatal mortality rates



Adolescent mortality rate

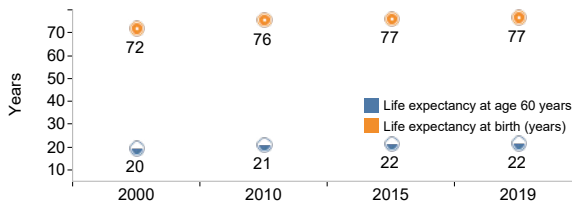


Adult mortality rate



Life expectancy (LE)

(Data source: WHO 2022)



Healthy life expectancy at birth (HALE)

(Data source: WHO 2022)



Disease based incidence/prevalence

(Data source: WHO 2022; UNAIDS 2022)

Hepatitis B incidence per 100 000 population [SDG 3.3.4]	2020	
Hepatitis B surface antigen prevalence (%)	2020	2
HIV prevalence among adults aged 15-49 years (%)	2020	
Malaria incidence rate (per 1000 pop. at risk) [SDG 3.3.3]	2020	
Malaria parasite prevalence among children aged 6-59 months (%)	2020	
TB incidence rate [SDG 3.3.2] (per 100 000 population)	2020	59

Mortality by cause

(Data source: WHO 2022)

Death rate due to road traffic injuries/100 000 pop [SDG 3.6.1]	13.6 (Female), 28.1 (Male), 20.9 (Both sexes)
Mortality rate attributed to exposure to unsafe WASH services/100 000 pop [SDG 3.9.2]	2.0 (Female), 1.7 (Male), 1.9 (Both sexes)
Number of victims of intentional homicide/100 000 pop	1.5
Premature NCD mortality/100 000 pop [SDG 3.4.1]	14.2
Suicide rate/100 000 pop [SDG 3.4.2]	1.7 (Female), 4.7 (Male), 3.2 (Both sexes)

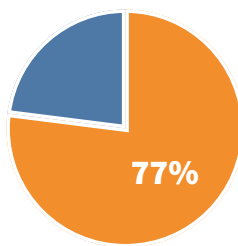
Health Outcomes

Determinants of health (Data source: WHO 2022; UNICEF/SOWC 2022)

Annual mean levels of fine particulate matter (population-weighted) - SDG 11.6.2 (µg/m³)	2016	35
Children aged 1-14 years who experienced physical punishment and/or psychological aggression by caregivers in last month (%) -SDG 16.2.1	2019	84
Children under 5 years who are stunted [SDG 2.2.1] (%)	2020	9
Children under 5 years who are wasted [SDG 2.2.2] (%)	2020	3
Drinking-water services [SDG 6.1.1] (%)	2020	94
Intimate partner violence prevalence [SDG 5.2.1] (%)	2020	
Population with primary reliance on clean fuels -[SDG 7.1.2] (%)	2018	95
Sanitation services [SDG 6.2.1a/6.2.1b] (%)	2020	86
Tobacco use among persons aged 15+ years - [SDG 3.a.1] (%)	2018	19
Total alcohol per capita (15+ years) consumption [SDG 3.5.2] (litres of pure alcohol)	2018	1

Health security

International Health Regulations (IHR) core capacities index – [SDG 3.d.1] Source: WHO/AFRO 2022



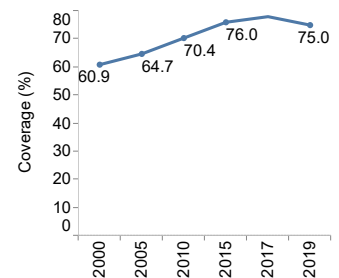
UHC (Data source: WHO 2022)

Large household expenditure on health

Population with large household expenditures on health (greater than 10%) as a share of total household expenditure or income (%)

Population with large household expenditures on health (greater than 25%) as a share of total household expenditure or income (%)

Coverage of essential health services



Functionality of Health System (Health Outputs)

Health services index (Data source: WHO/AFRO 2022)



Health System

Human resource (Data source: WHO/AFRO 2022)

Density of specialists doctors (per 1000 population)	2018	39.1
Health worker density and distribution [SDG 3.c.1]	2020	
Nursing staff (including midwives/associate nurses) (per 10,000 pop)	2020	15.5

Master facility list (Data source: WHO/AFRO 2022)

Health facility density and distribution (per 10,000 pop.)	2020	
Health infrastructure readiness	2020	
Number of hospital beds	2020	
Number of ICU Beds	2021	

Funds

Health financing (Data source: WHO/AFRO 2022)

Domestic general government health expenditure (GGHE-D) as percentage of general government expenditure (GGE) (%)	2018	10.7
Domestic Health Expenditure (DOM) as % of Current Health Expenditure (CHE)	2019	99.9
External Health Expenditure (EXT) as % of Current Health Expenditure (CHE)	2019	0.0
National budget allocated to health (%)	2019	
Total current health expenditure (CHE) as percentage of gross domestic product (GDP) (%)	2019	6.2

Overview

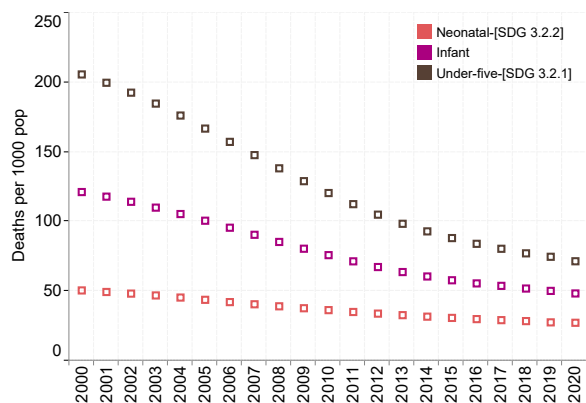
Demographics and socioeconomics (Data source: WHO 2022; UNDP 2022; The WorldBank 2022)

Total surface area (000's sq.km)	2020	1,246.70	Demographic growth (%)	2020	3.22
GDP growth (annual %)	2020	-2.00	Density of population (people per sq.km)	2020	26.36
GDP per capita (Per capita in US\$)	2020	1,776.17	Number of health districts	2020	170.00
Human Development Index	2020	0.58	Number of Regions or Provinces	2020	18.00
Population size (in thousands)	2020	32,866.27	Poverty rate (%)	2020	32.30

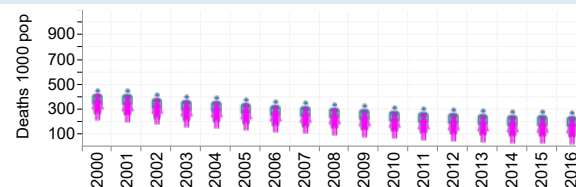
Health Impact

Age based mortality (Data source: WHO 2022)

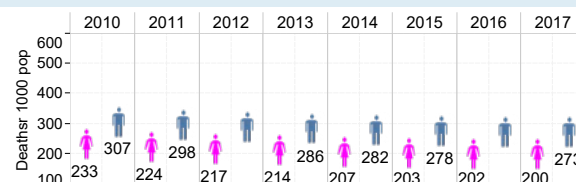
Under-five, Infant and neonatal mortality rates



Adolescent mortality rate

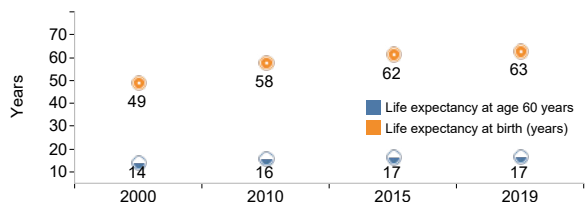


Adult mortality rate



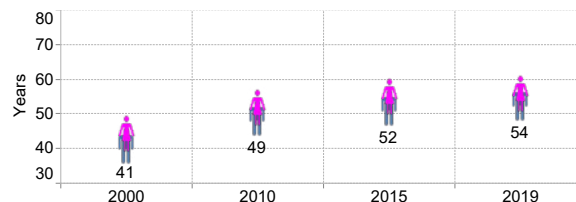
Life expectancy (LE)

(Data source: WHO 2022)



Healthy life expectancy at birth (HALE)

(Data source: WHO 2022)



Disease based incidence/prevalence

(Data source: WHO 2022; UNAIDS 2022)

Hepatitis B incidence per 100 000 population [SDG 3.3.4]	2020	
Hepatitis B surface antigen prevalence (%)	2020	9
HIV prevalence among adults aged 15-49 years (%)	2020	2
Malaria incidence rate (per 1000 pop. at risk) [SDG 3.3.3]	2020	252
Malaria parasite prevalence among children aged 6-59 months (%)	2020	
TB incidence rate [SDG 3.3.2] (per 100 000 population)	2020	350

Mortality by cause

(Data source: WHO 2022)

Death rate due to road traffic injuries/100 000 pop [SDG 3.6.1]	34.3
Mortality rate attributed to exposure to unsafe WASH services/100 000 pop [SDG 3.9.2]	52.6
Mortality rate attributed to unintentional poisoning/100000 pop [SDG 3.9.3]	2.0
Number of victims of intentional homicide/100 000 pop	2.7
Premature NCD mortality/100 000 pop [SDG 3.4.1]	7.0
Suicide rate/100 000 pop [SDG 3.4.2]	7.0

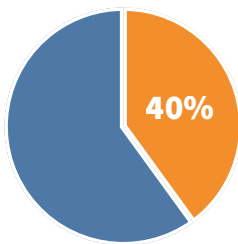
Health Outcomes

Determinants of health (Data source: WHO 2022; UNICEF/SOWC 2022)

Annual mean levels of fine particulate matter (population-weighted) - SDG 11.6.2 (µg/m³)	2016	38
Children aged 1-14 years who experienced physical punishment and/or psychological aggression by caregivers in last month (%) -SDG 16.2.1	2019	
Children under 5 years who are stunted [SDG 2.2.1] (%)	2020	38
Children under 5 years who are wasted [SDG 2.2.2] (%)	2020	5
Drinking-water services [SDG 6.1.1] (%)	2020	57
Intimate partner violence prevalence [SDG 5.2.1] (%)	2020	26
Population with primary reliance on clean fuels -[SDG 7.1.2] (%)	2018	48
Sanitation services [SDG 6.2.1a/6.2.1b] (%)	2020	52
Tobacco use among persons aged 15+ years - [SDG 3.a.1] (%)	2018	
Total alcohol per capita (15+ years) consumption [SDG 3.5.2] (litres of pure alcohol)	2018	7

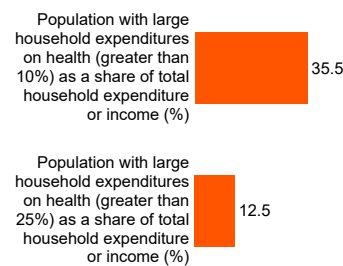
Health security

International Health Regulations (IHR) core capacities index – [SDG 3.d.1] Source: WHO/AFRO 2022

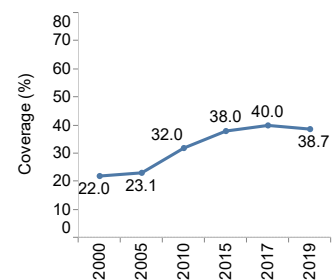


UHC (Data source: WHO 2022)

Large household expenditure on health



Coverage of essential health services



Functionality of Health System (Health Outputs)

Health services index (Data source: WHO/AFRO 2022)



Health System

Human resource (Data source: WHO/AFRO 2022)

Density of specialists doctors (per 1000 population)	2018	3.6
Health worker density and distribution [SDG 3.c.1]	2020	
Nursing staff (including midwives/associate nurses) (per 10,000 pop)	2020	4.1

Master facility list (Data source: WHO/AFRO 2022)

Health facility density and distribution (per 10,000 pop.)	2020	0.97
Health infrastructure readiness	2020	
Number of hospital beds	2020	
Number of ICU Beds	2021	

Funds

Health financing (Data source: WHO/AFRO 2022)

Domestic general government health expenditure (GGHE-D) as percentage of general government expenditure (GGE) (%)	2018	5.4
Domestic Health Expenditure (DOM) as % of Current Health Expenditure (CHE)	2019	96.6
External Health Expenditure (EXT) as % of Current Health Expenditure (CHE)	2019	6.6
National budget allocated to health (%)	2019	
Total current health expenditure (CHE) as percentage of gross domestic product (GDP) (%)	2019	2.5

Overview

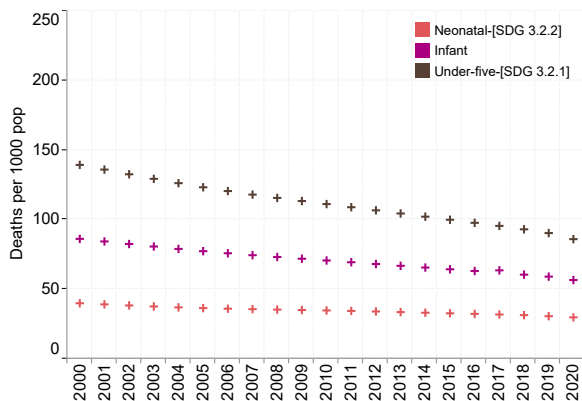
Demographics and socioeconomics (Data source: WHO 2022; UNDP 2022; The WorldBank 2022)

Total surface area (000's sq.km)	2020	112.76	Demographic growth (%)	2020	2.69
GDP growth (annual %)	2020	3.67	Density of population (people per sq.km)	2020	107.51
GDP per capita (Per capita in US\$)	2020	1,291.04	Inflation rate (%)	2020	3.02
Human Development Index	2020	0.55	Number of health districts	2020	77.00
Population size (in thousands)	2020	12,123.20	Number of Regions or Provinces	2020	12.00
			Poverty rate (%)	2020	38.50

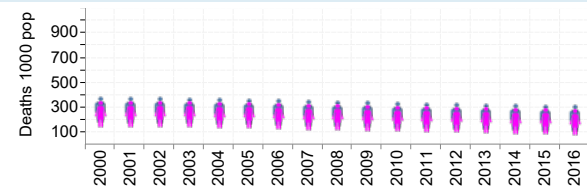
Health Impact

Age based mortality (Data source: WHO 2022)

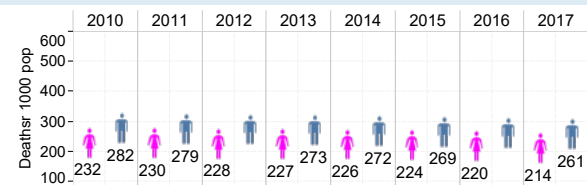
Under-five, Infant and neonatal mortality rates



Adolescent mortality rate

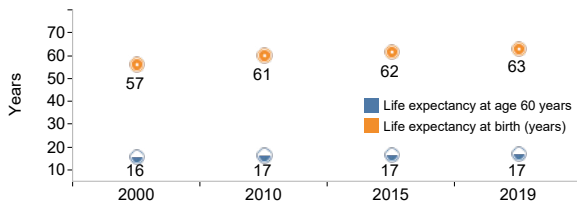


Adult mortality rate



Life expectancy (LE)

(Data source: WHO 2022)



Healthy life expectancy at birth (HALE)

(Data source: WHO 2022)



Disease based incidence/prevalence

(Data source: WHO 2022; UNAIDS 2022)

Hepatitis B incidence per 100 000 population [SDG 3.3.4]	2020	
Hepatitis B surface antigen prevalence (%)	2020	11
Malaria parasite prevalence among children aged 6-59 months (%)	2020	
TB incidence rate [SDG 3.3.2] (per 100 000 population)	2020	55

Mortality by cause

(Data source: WHO 2022)

Death rate due to road traffic injuries/100 000 pop [SDG 3.6.1]	37.3
Mortality rate attributed to exposure to unsafe WASH services/100 000 pop [SDG 3.9.2]	65.1
Mortality rate attributed to unintentional poisoning/100000 pop [SDG 3.9.3]	2.7
Number of victims of intentional homicide/100 000 pop	3.5
Premature NCD mortality/100 000 pop [SDG 3.4.1]	
Suicide rate/100 000 pop [SDG 3.4.2]	13.9

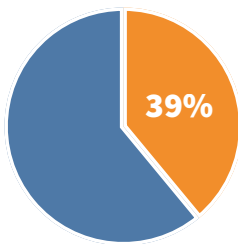
Health Outcomes

Determinants of health (Data source: WHO 2022; UNICEF/SOWC 2022)

Annual mean levels of fine particulate matter (population-weighted) - SDG 11.6.2 (µg/m³)	2016	42
Children aged 1-14 years who experienced physical punishment and/or psychological aggression by caregivers in last month (%) -SDG 16.2.1	2019	91
Children under 5 years who are stunted [SDG 2.2.1] (%)	2020	31
Children under 5 years who are wasted [SDG 2.2.2] (%)	2020	5
Drinking-water services [SDG 6.1.1] (%)	2020	65
Intimate partner violence prevalence [SDG 5.2.1] (%)	2020	15
Population with primary reliance on clean fuels -[SDG 7.1.2] (%)	2018	5
Sanitation services [SDG 6.2.1a/6.2.1b] (%)	2020	17
Tobacco use among persons aged 15+ years - [SDG 3.a.1] (%)	2018	7
Total alcohol per capita (15+ years) consumption [SDG 3.5.2] (litres of pure alcohol)	2018	3

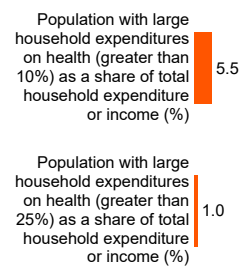
Health security

International Health Regulations (IHR) core capacities index – [SDG 3.d.1] Source: WHO/AFRO 2022

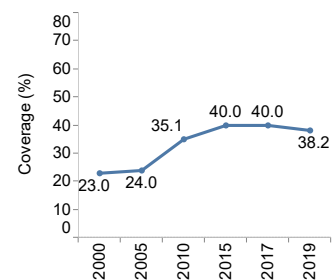


UHC (Data source: WHO 2022)

Large household expenditure on health



Coverage of essential health services



Functionality of Health System (Health Outputs)

Health services index (Data source: WHO/AFRO 2022)



Health System

Human resource (Data source: WHO/AFRO 2022)

Density of specialists doctors (per 1000 population)	2018	0.3
Health worker density and distribution [SDG 3.c.1]	2020	
Nursing staff (including midwives/associate nurses) (per 10,000 pop)	2020	3.0

Master facility list (Data source: WHO/AFRO 2022)

Health facility density and distribution (per 10,000 pop.)	2020	
Health infrastructure readiness	2020	
Number of hospital beds	2020	
Number of ICU Beds	2021	

Funds

Health financing (Data source: WHO/AFRO 2022)

Domestic general government health expenditure (GGHE-D) as percentage of general government expenditure (GGE) (%)	2018	3.0
Domestic Health Expenditure (DOM) as % of Current Health Expenditure (CHE)	2019	69.8
External Health Expenditure (EXT) as % of Current Health Expenditure (CHE)	2019	30.1
National budget allocated to health (%)	2019	
Total current health expenditure (CHE) as percentage of gross domestic product (GDP) (%)	2019	2.4

Overview

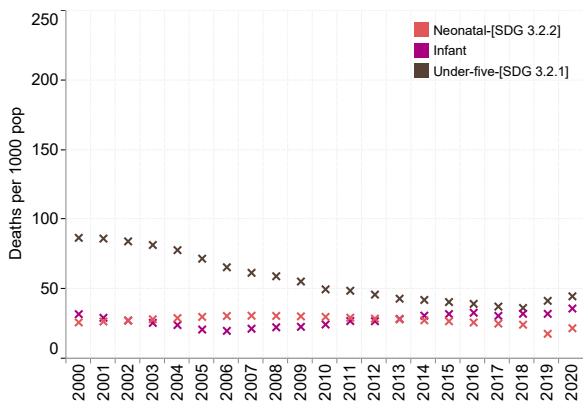
Demographics and socioeconomics (Data source: WHO 2022; UNDP 2022; The WorldBank 2022)

Total surface area (000's sq.km)	2020	566.73	Demographic growth (%)	2020	2.06
GDP growth (annual %)	2020	2.18	Density of population (people per sq.km)	2020	4.15
GDP per capita (Per capita in US\$)	2020	6,404.90	Inflation rate (%)	2020	1.89
Human Development Index	2020	0.74	Number of health districts	2020	24.00
Population size (in thousands)	2020	2,351.63	Number of Regions or Provinces	2020	24.00
			Poverty rate (%)	2020	19.30

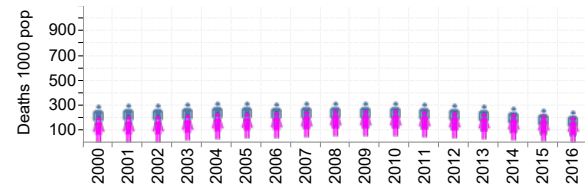
Health Impact

Age based mortality (Data source: WHO 2022)

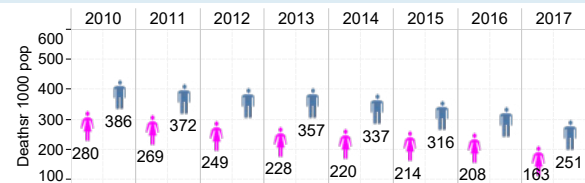
Under-five, Infant and neonatal mortality rates



Adolescent mortality rate

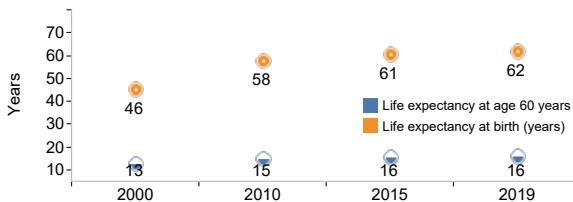


Adult mortality rate



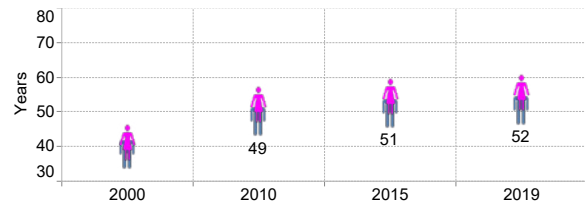
Life expectancy (LE)

(Data source: WHO 2022)



Healthy life expectancy at birth (HALE)

(Data source: WHO 2022)



Disease based incidence/prevalence

(Data source: WHO 2022; UNAIDS 2022)

Hepatitis B incidence per 100 000 population [SDG 3.3.4]	2020	
HIV incidence rate per 1000 uninfected population [SDG 3.3.1]	2020	4
HIV prevalence among adults aged 15-49 years (%)	2020	20
HIV incidence rate (per 1000 population)	2020	15
Malaria parasite prevalence among children aged 6-59 months (%)	2020	
TB incidence rate [SDG 3.3.2] (per 100 000 population)	2020	236

Mortality by cause

(Data source: WHO 2022)

Death rate due to road traffic injuries/100 000 pop [SDG 3.6.1]	35.6
Mortality rate attributed to exposure to unsafe WASH services/100 000 pop [SDG 3.9.2]	12.3
Mortality rate attributed to unintentional poisoning/100000 pop [SDG 3.9.3]	11.8
Number of victims of intentional homicide/100 000 pop	1.1
Premature NCD mortality/100 000 pop [SDG 3.4.1]	1.1
Suicide rate/100 000 pop [SDG 3.4.2]	14.2

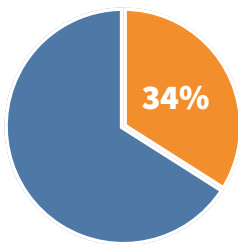
Health Outcomes

Determinants of health (Data source: WHO 2022; UNICEF/SOWC 2022)

Annual mean levels of fine particulate matter (population-weighted) - SDG 11.6.2 (µg/m³)	2016	25
Children aged 1-14 years who experienced physical punishment and/or psychological aggression by caregivers in last month (%) -SDG 16.2.1	2019	
Children under 5 years who are stunted [SDG 2.2.1] (%)	2020	23
Children under 5 years who are wasted [SDG 2.2.2] (%)	2020	7
Drinking-water services [SDG 6.1.1] (%)	2020	92
Intimate partner violence prevalence [SDG 5.2.1] (%)	2020	17
Population with primary reliance on clean fuels -[SDG 7.1.2] (%)	2018	53
Sanitation services [SDG 6.2.1a/6.2.1b] (%)	2020	80
Tobacco use among persons aged 15+ years - [SDG 3.a.1] (%)	2018	24
Total alcohol per capita (15+ years) consumption [SDG 3.5.2] (litres of pure alcohol)	2018	7

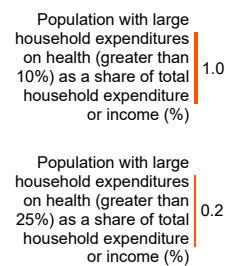
Health security

International Health Regulations (IHR) core capacities index – [SDG 3.d.1] Source: WHO/AFRO 2022

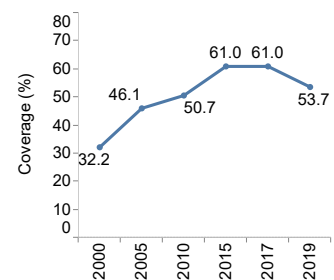


UHC (Data source: WHO 2022)

Large household expenditure on health



Coverage of essential health services



Functionality of Health System (Health Outputs)

Health services index (Data source: WHO/AFRO 2022)



Health System

Human resource (Data source: WHO/AFRO 2022)

Density of specialists doctors (per 1000 population)	2018	0.0
Health worker density and distribution [SDG 3.c.1]	2020	
Nursing staff (including midwives/associate nurses) (per 10,000 pop)	2020	54.6

Master facility list (Data source: WHO/AFRO 2022)

Health facility density and distribution (per 10,000 pop.)	2020	
Health infrastructure readiness	2020	
Number of hospital beds	2020	
Number of ICU Beds	2021	

Funds

Health financing (Data source: WHO/AFRO 2022)

Domestic general government health expenditure (GGHE-D) as percentage of general government expenditure (GGE) (%)	2018	14.3
Domestic Health Expenditure (DOM) as % of Current Health Expenditure (CHE)	2019	93.6
External Health Expenditure (EXT) as % of Current Health Expenditure (CHE)	2019	6.4
National budget allocated to health (%)	2019	
Total current health expenditure (CHE) as percentage of gross domestic product (GDP) (%)	2019	6.1

Overview

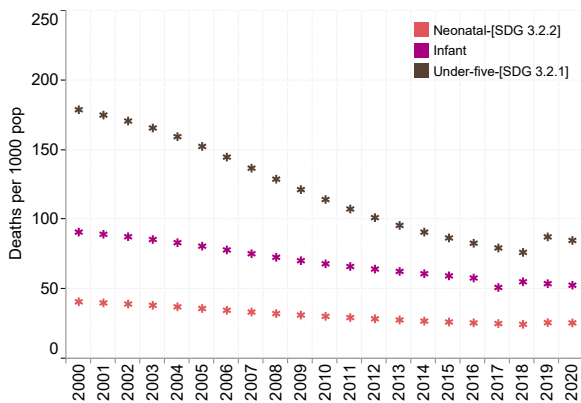
Demographics and socioeconomics (Data source: WHO 2022; UNDP 2022; The WorldBank 2022)

Total surface area (000's sq.km)	2020	273.60	Demographic growth (%)	2020	2.82
GDP growth (annual %)	2020	3.80	Density of population (people per sq.km)	2020	76.40
GDP per capita (Per capita in US\$)	2020	857.93	Inflation rate (%)	2020	1.88
Human Development Index	2020	0.45	Number of health districts	2020	70.00
Population size (in thousands)	2020	20,903.28	Number of Regions or Provinces	2020	13.00
			Poverty rate (%)	2020	41.40

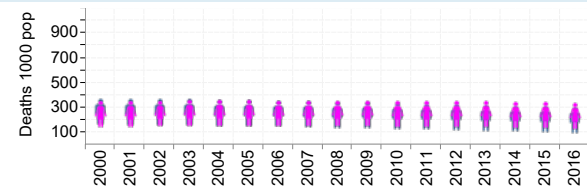
Health Impact

Age based mortality (Data source: WHO 2022)

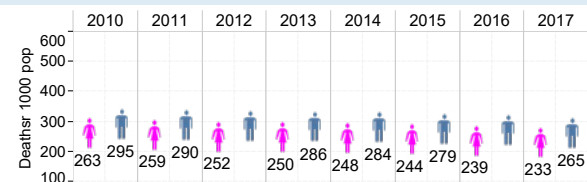
Under-five, Infant and neonatal mortality rates



Adolescent mortality rate

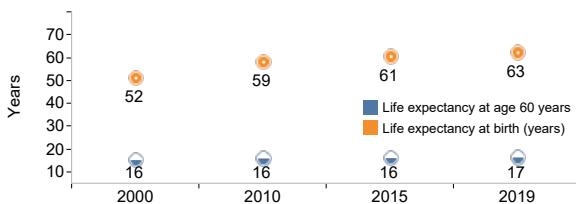


Adult mortality rate



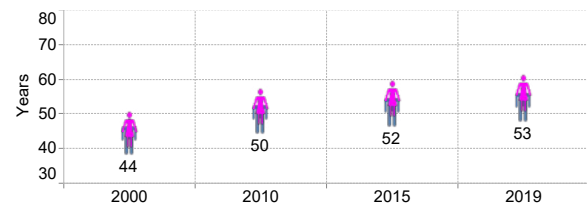
Life expectancy (LE)

(Data source: WHO 2022)



Healthy life expectancy at birth (HALE)

(Data source: WHO 2022)



Disease based incidence/prevalence

(Data source: WHO 2022; UNAIDS 2022)

Hepatitis B incidence per 100 000 population [SDG 3.3.4]	2020	
Hepatitis B surface antigen prevalence (%)	2020	10
Malaria parasite prevalence among children aged 6-59 months (%)	2020	
TB incidence rate [SDG 3.3.2] (per 100 000 population)	2020	46

Mortality by cause

(Data source: WHO 2022)

Death rate due to road traffic injuries/100 000 pop [SDG 3.6.1]	40.8
Mortality rate attributed to exposure to unsafe WASH services/100 000 pop [SDG 3.9.2]	53.7
Mortality rate attributed to unintentional poisoning/100000 pop [SDG 3.9.3]	49.6
Number of victims of intentional homicide/100 000 pop	2.6
Premature NCD mortality/100 000 pop [SDG 3.4.1]	3.0
Suicide rate/100 000 pop [SDG 3.4.2]	10.2

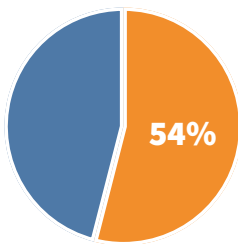
Health Outcomes

Determinants of health (Data source: WHO 2022; UNICEF/SOWC 2022)

Annual mean levels of fine particulate matter (population-weighted) - SDG 11.6.2 (µg/m³)	2016	56
Children aged 1-14 years who experienced physical punishment and/or psychological aggression by caregivers in last month (%) -SDG 16.2.1	2019	
Children under 5 years who are stunted [SDG 2.2.1] (%)	2020	26
Children under 5 years who are wasted [SDG 2.2.2] (%)	2020	8
Drinking-water services [SDG 6.1.1] (%)	2020	47
Intimate partner violence prevalence [SDG 5.2.1] (%)	2020	9
Population with primary reliance on clean fuels -[SDG 7.1.2] (%)	2018	10
Sanitation services [SDG 6.2.1a/6.2.1b] (%)	2020	22
Tobacco use among persons aged 15+ years - [SDG 3.a.1] (%)	2018	16
Total alcohol per capita (15+ years) consumption [SDG 3.5.2] (litres of pure alcohol)	2018	12

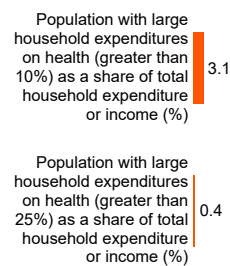
Health security

International Health Regulations (IHR) core capacities index – [SDG 3.d.1] Source: WHO/AFRO 2022

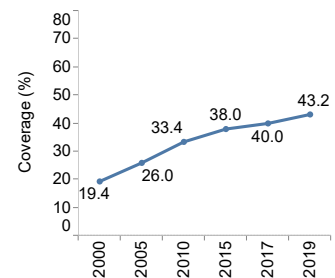


UHC (Data source: WHO 2022)

Large household expenditure on health



Coverage of essential health services



Functionality of Health System (Health Outputs)

Health services index (Data source: WHO/AFRO 2022)



Health System

Human resource (Data source: WHO/AFRO 2022)

Density of specialists doctors (per 1000 population)	2018	0.7
Health worker density and distribution [SDG 3.c.1]	2020	
Nursing staff (including midwives/associate nurses) (per 10,000 pop)	2020	9.3

Master facility list (Data source: WHO/AFRO 2022)

Health facility density and distribution (per 10,000 pop.)	2020	
Health infrastructure readiness	2020	
Number of hospital beds	2020	
Number of ICU Beds	2021	

Funds

Health financing (Data source: WHO/AFRO 2022)

Domestic general government health expenditure (GGHE-D) as percentage of general government expenditure (GGE) (%)	2018	8.8
Domestic Health Expenditure (DOM) as % of Current Health Expenditure (CHE)	2019	84.8
External Health Expenditure (EXT) as % of Current Health Expenditure (CHE)	2019	15.1
National budget allocated to health (%)	2019	
Total current health expenditure (CHE) as percentage of gross domestic product (GDP) (%)	2019	5.5

Overview

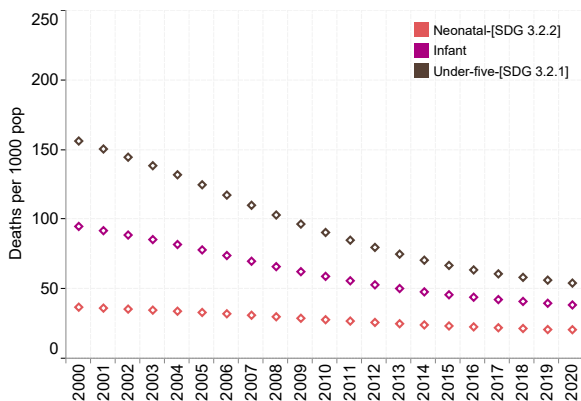
Demographics and socioeconomics (Data source: WHO 2022; UNDP 2022; The WorldBank 2022)

Total surface area (000's sq.km)	2020	25.68	Demographic growth (%)	2020	3.08
GDP growth (annual %)	2020	5.80	Density of population (people per sq.km)	2020	463.04
GDP per capita (Per capita in US\$)	2020	238.99	Inflation rate (%)	2020	7.32
Human Development Index	2020	0.43	Number of health districts	2020	47.00
Population size (in thousands)	2020	11,890.78	Number of Regions or Provinces	2020	18.00
			Poverty rate (%)	2020	64.90

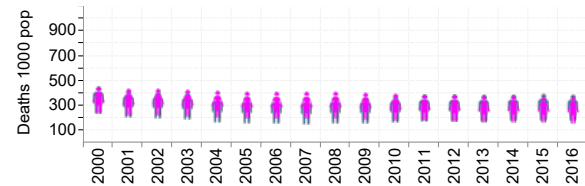
Health Impact

Age based mortality (Data source: WHO 2022)

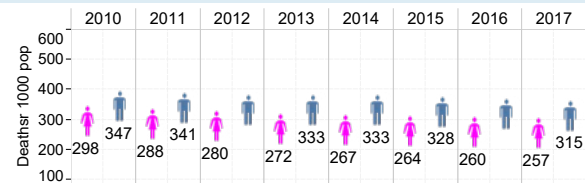
Under-five, Infant and neonatal mortality rates



Adolescent mortality rate

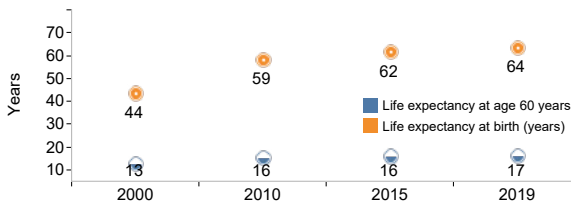


Adult mortality rate



Life expectancy (LE)

(Data source: WHO 2022)



Healthy life expectancy at birth (HALE)

(Data source: WHO 2022)



Disease based incidence/prevalence

(Data source: WHO 2022; UNAIDS 2022)

Hepatitis B incidence per 100 000 population [SDG 3.3.4]	2020	
Hepatitis B surface antigen prevalence (%)	2020	6
Malaria incidence rate (per 1000 pop. at risk) [SDG 3.3.3]	2020	295
Malaria parasite prevalence among children aged 6-59 months (%)	2020	
TB incidence rate [SDG 3.3.2] (per 100 000 population)	2020	103

Mortality by cause

(Data source: WHO 2022)

Cause	Rate (per 100 000 pop)	Sex
Death rate due to road traffic injuries/100 000 pop [SDG 3.6.1]	49.7	Both sexes
Mortality rate attributed to exposure to unsafe WASH services/100 000 pop [SDG 3.9.2]	66.8	Female
Mortality rate attributed to unintentional poisoning/100000 pop [SDG 3.9.3]	65.4	Male
Mortality rate attributed to unintentional poisoning/100000 pop [SDG 3.9.3]	3.7	Female
Mortality rate attributed to unintentional poisoning/100000 pop [SDG 3.9.3]	5.2	Male
Number of victims of intentional homicide/100 000 pop		Both sexes
Premature NCD mortality/100 000 pop [SDG 3.4.1]		Both sexes
Suicide rate/100 000 pop [SDG 3.4.2]	13.4	Both sexes

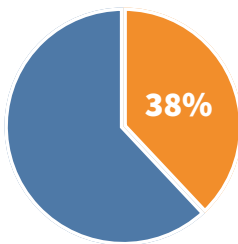
Health Outcomes

Determinants of health (Data source: WHO 2022; UNICEF/SOWC 2022)

Annual mean levels of fine particulate matter (population-weighted) - SDG 11.6.2 (µg/m³)	2016	37
Children aged 1-14 years who experienced physical punishment and/or psychological aggression by caregivers in last month (%) -SDG 16.2.1	2019	90
Children under 5 years who are stunted [SDG 2.2.1] (%)	2020	58
Children under 5 years who are wasted [SDG 2.2.2] (%)	2020	5
Drinking-water services [SDG 6.1.1] (%)	2020	62
Intimate partner violence prevalence [SDG 5.2.1] (%)	2020	28
Population with primary reliance on clean fuels -[SDG 7.1.2] (%)	2018	5
Sanitation services [SDG 6.2.1a/6.2.1b] (%)	2020	46
Tobacco use among persons aged 15+ years - [SDG 3.a.1] (%)	2017	6
Total alcohol per capita (15+ years) consumption [SDG 3.5.2] (litres of pure alcohol)	2018	7

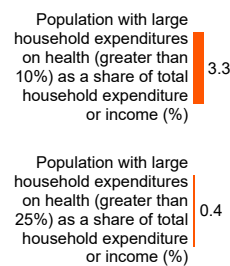
Health security

International Health Regulations (IHR) core capacities index – [SDG 3.d.1] Source: WHO/AFRO 2022

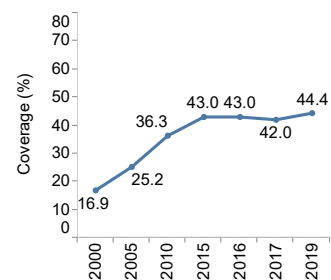


UHC (Data source: WHO 2022)

Large household expenditure on health



Coverage of essential health services



Functionality of Health System (Health Outputs)

Health services index (Data source: WHO/AFRO 2022)



Health System

Human resource (Data source: WHO/AFRO 2022)

Density of specialists doctors (per 1000 population)	2018	0.2
Health worker density and distribution [SDG 3.c.1]	2020	1.6
Nursing staff (including midwives/associate nurses) (per 10,000 pop)	2020	6.5

Master facility list (Data source: WHO/AFRO 2022)

Health facility density and distribution (per 10,000 pop.)	2020	24.8
Health infrastructure readiness	2020	
Number of hospital beds	2020	
Number of ICU Beds	2021	87.0

Funds

Health financing (Data source: WHO/AFRO 2022)

Domestic general government health expenditure (GGHE-D) as percentage of general government expenditure (GGE) (%)	2018	8.5
Domestic Health Expenditure (DOM) as % of Current Health Expenditure (CHE)	2019	69.0
External Health Expenditure (EXT) as % of Current Health Expenditure (CHE)	2019	12.1
National budget allocated to health (%)	2018	
Total current health expenditure (CHE) as percentage of gross domestic product (GDP) (%)	2019	8.0

Overview

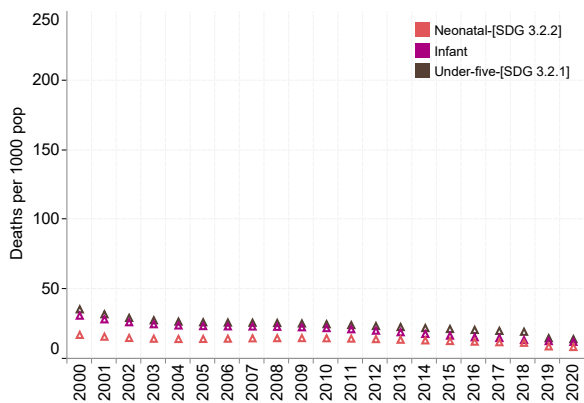
Demographics and socioeconomics (Data source: WHO 2022; UNDP 2022; The WorldBank 2022)

Total surface area (000's sq.km)	2020	4.03	Demographic growth (%)	2020	1.09
GDP growth (annual %)	2020	-14.80	Density of population (people per sq.km)	2020	137.96
GDP per capita (Per capita in US\$)	2020	3,064.27	Inflation rate (%)	2020	0.61
Human Development Index	2020	0.67	Number of health districts	2020	22.00
Population size (in thousands)	2020	555.99	Number of Regions or Provinces	2020	9.00
			Poverty rate (%)	2020	35.00

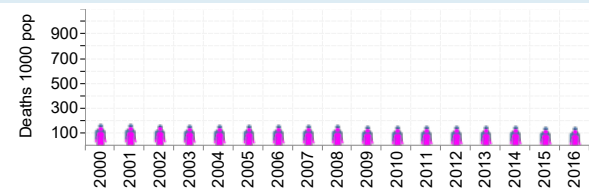
Health Impact

Age based mortality (Data source: WHO 2022)

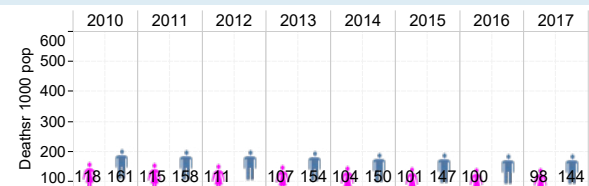
Under-five, Infant and neonatal mortality rates



Adolescent mortality rate

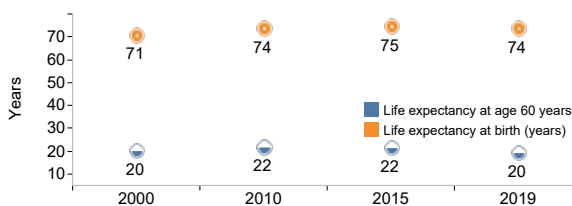


Adult mortality rate



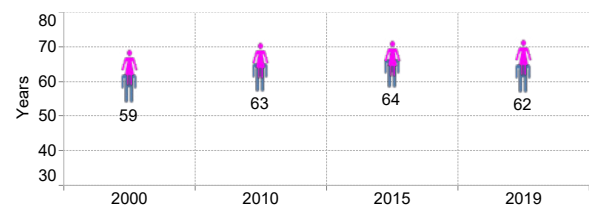
Life expectancy (LE)

(Data source: WHO 2022)



Healthy life expectancy at birth (HALE)

(Data source: WHO 2022)



Disease based incidence/prevalence

(Data source: WHO 2022; UNAIDS 2022)

Hepatitis B surface antigen prevalence (%)	2020	5
HIV incidence rate per 1000 uninfected population [SDG 3.3.1]	2020	
Malaria parasite prevalence among children aged 6-59 months (%)	2020	
TB incidence rate [SDG 3.3.2] (per 100 000 population)	2020	39

Mortality by cause

(Data source: WHO 2022)

Death rate due to road traffic injuries/100 000 pop [SDG 3.6.1]	11.1 (Female), 42.4 (Male), 26.8 (Both sexes)
Mortality rate attributed to exposure to unsafe WASH services/100 000 pop [SDG 3.9.2]	4.0 (Female), 4.3 (Male), 4.1 (Both sexes)
Number of victims of intentional homicide/100 000 pop	12.5
Premature NCD mortality/100 000 pop [SDG 3.4.1]	17.2
Suicide rate/100 000 pop [SDG 3.4.2]	6.1 (Female), 16.5 (Male), 11.3 (Both sexes)

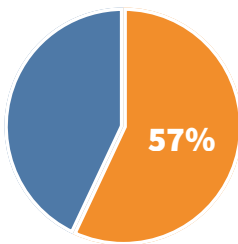
Health Outcomes

Determinants of health (Data source: WHO 2022; UNICEF/SOWC 2022)

Annual mean levels of fine particulate matter (population-weighted) - SDG 11.6.2 (µg/m³)	2016	62
Children aged 1-14 years who experienced physical punishment and/or psychological aggression by caregivers in last month (%) -SDG 16.2.1	2019	
Children under 5 years who are stunted [SDG 2.2.1] (%)	2020	10
Children under 5 years who are wasted [SDG 2.2.2] (%)	2020	
Drinking-water services [SDG 6.1.1] (%)	2020	89
Intimate partner violence prevalence [SDG 5.2.1] (%)	2020	8
Population with primary reliance on clean fuels -[SDG 7.1.2] (%)	2018	75
Sanitation services [SDG 6.2.1a/6.2.1b] (%)	2020	79
Tobacco use among persons aged 15+ years - [SDG 3.a.1] (%)	2018	
Total alcohol per capita (15+ years) consumption [SDG 3.5.2] (litres of pure alcohol)	2018	6

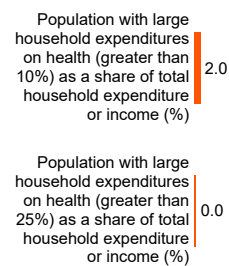
Health security

International Health Regulations (IHR) core capacities index – [SDG 3.d.1] Source: WHO/AFRO 2022

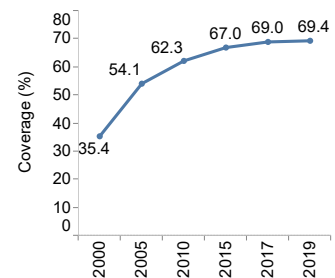


UHC (Data source: WHO 2022)

Large household expenditure on health



Coverage of essential health services



Functionality of Health System (Health Outputs)

Health services index (Data source: WHO/AFRO 2022)



Health System

Human resource (Data source: WHO/AFRO 2022)

Density of specialists doctors (per 1000 population)	2018	0.3
Health worker density and distribution [SDG 3.c.1]	2020	
Nursing staff (including midwives/associate nurses) (per 10,000 pop)	2020	13

Master facility list (Data source: WHO/AFRO 2022)

Health facility density and distribution (per 10,000 pop.)	2020	
Health infrastructure readiness	2020	
Number of hospital beds	2020	
Number of ICU Beds	2021	15

Funds

Health financing (Data source: WHO/AFRO 2022)

Domestic general government health expenditure (GGHE-D) as percentage of general government expenditure (GGE) (%)	2018	10.3
Domestic Health Expenditure (DOM) as % of Current Health Expenditure (CHE)	2019	91.0
External Health Expenditure (EXT) as % of Current Health Expenditure (CHE)	2019	8.9
National budget allocated to health (%)	2019	
Total current health expenditure (CHE) as percentage of gross domestic product (GDP) (%)	2019	4.9

Overview

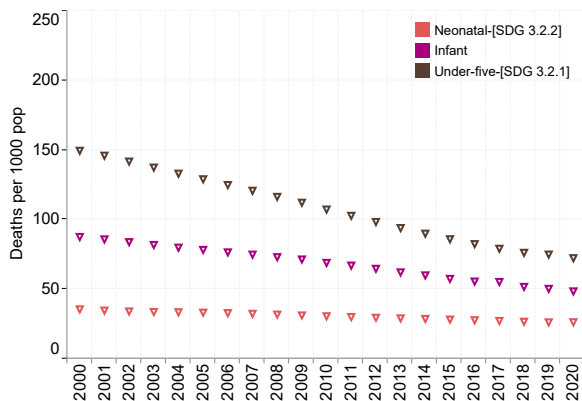
Demographics and socioeconomics (Data source: WHO 2022; UNDP 2022; The WorldBank 2022)

Total surface area (000's sq.km)	2020	472.71	Demographic growth (%)	2020	2.55
GDP growth (annual %)	2020	1.38	Density of population (people per sq.km)	2020	56.16
GDP per capita (Per capita in US\$)	2020	1,537.13	Inflation rate (%)	2020	2.44
Human Development Index	2020	0.56	Number of health districts	2020	190.00
Population size (in thousands)	2020	26,545.86	Number of Regions or Provinces	2020	10.00
			Poverty rate (%)	2020	37.50

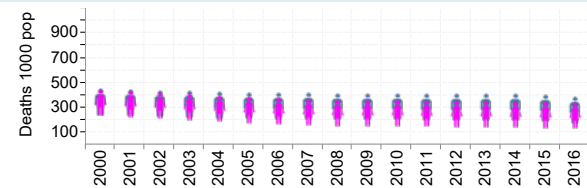
Health Impact

Age based mortality (Data source: WHO 2022)

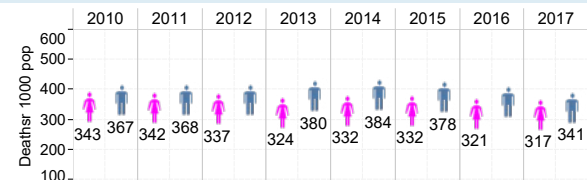
Under-five, Infant and neonatal mortality rates



Adolescent mortality rate

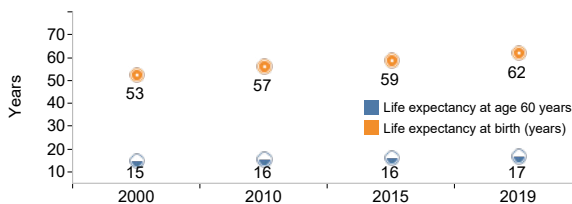


Adult mortality rate



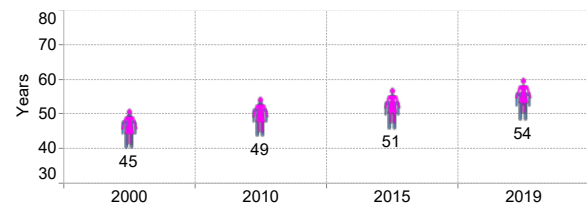
Life expectancy (LE)

(Data source: WHO 2022)



Healthy life expectancy at birth (HALE)

(Data source: WHO 2022)



Disease based incidence/prevalence

(Data source: WHO 2022; UNAIDS 2022)

Hepatitis B incidence per 100 000 population [SDG 3.3.4]	2020	
Hepatitis B surface antigen prevalence (%)	2020	4
HIV prevalence among adults aged 15-49 years (%)	2020	4
HIV incidence rate (per 1000 population)	2020	2
Malaria incidence rate (per 1000 pop. at risk) [SDG 3.3.3]	2020	260
Malaria parasite prevalence among children aged 6-59 months (%)	2020	
TB incidence rate [SDG 3.3.2] (per 100 000 population)	2020	174

Mortality by cause

(Data source: WHO 2022)

Death rate due to road traffic injuries/100 000 pop [SDG 3.6.1]	47.9
Mortality rate attributed to exposure to unsafe WASH services/100 000 pop [SDG 3.9.2]	44.1
Mortality rate attributed to unintentional poisoning/100000 pop [SDG 3.9.3]	45.2
Number of victims of intentional homicide/100 000 pop	2.2
Premature NCD mortality/100 000 pop [SDG 3.4.1]	3.1
Suicide rate/100 000 pop [SDG 3.4.2]	17.1

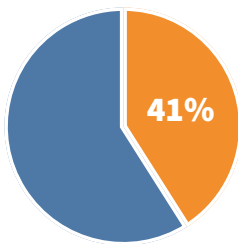
Health Outcomes

Determinants of health (Data source: WHO 2022; UNICEF/SOWC 2022)

Annual mean levels of fine particulate matter (population-weighted) - SDG 11.6.2 (µg/m³)	2016	65
Children aged 1-14 years who experienced physical punishment and/or psychological aggression by caregivers in last month (%) -SDG 16.2.1	2019	85
Children under 5 years who are stunted [SDG 2.2.1] (%)	2020	27
Children under 5 years who are wasted [SDG 2.2.2] (%)	2020	4
Drinking-water services [SDG 6.1.1] (%)	2020	66
Intimate partner violence prevalence [SDG 5.2.1] (%)	2020	33
Population with primary reliance on clean fuels -[SDG 7.1.2] (%)	2018	24
Sanitation services [SDG 6.2.1a/6.2.1b] (%)	2020	45
Tobacco use among persons aged 15+ years - [SDG 3.a.1] (%)	2018	9
Total alcohol per capita (15+ years) consumption [SDG 3.5.2] (litres of pure alcohol)	2018	6

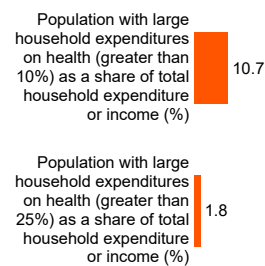
Health security

International Health Regulations (IHR) core capacities index – [SDG 3.d.1] Source: WHO/AFRO 2022

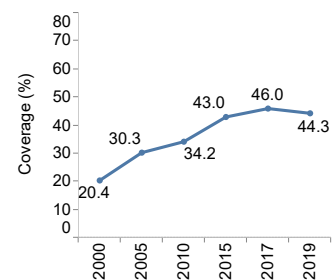


UHC (Data source: WHO 2022)

Large household expenditure on health



Coverage of essential health services



Functionality of Health System (Health Outputs)

Health services index (Data source: WHO/AFRO 2022)



Health System

Human resource (Data source: WHO/AFRO 2022)

Density of specialists doctors (per 1000 population)	2018	0.9
Health worker density and distribution [SDG 3.c.1]	2020	
Nursing staff (including midwives/associate nurses) (per 10,000 pop)	2020	3.6

Master facility list (Data source: WHO/AFRO 2022)

Health facility density and distribution (per 10,000 pop.)	2020	
Health infrastructure readiness	2020	
Number of hospital beds	2020	
Number of ICU Beds	2021	

Funds

Health financing (Data source: WHO/AFRO 2022)

Domestic general government health expenditure (GGHE-D) as percentage of general government expenditure (GGE) (%)	2018	1.1
Domestic Health Expenditure (DOM) as % of Current Health Expenditure (CHE)	2019	91.4
External Health Expenditure (EXT) as % of Current Health Expenditure (CHE)	2019	8.5
National budget allocated to health (%)	2019	
Total current health expenditure (CHE) as percentage of gross domestic product (GDP) (%)	2019	3.6

Overview

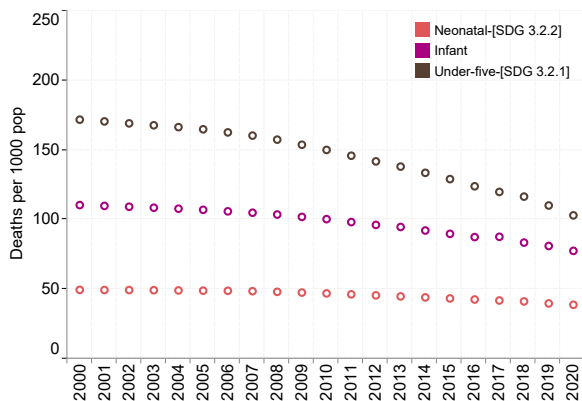
Demographics and socioeconomics (Data source: WHO 2022; UNDP 2022; The WorldBank 2022)

Total surface area (000's sq.km)	2020	622.98	Demographic growth (%)	2020	1.77
GDP growth (annual %)	2020	2.77	Density of population (people per sq.km)	2020	7.75
GDP per capita (Per capita in US\$)	2020	492.80	Inflation rate (%)	2020	2.30
Human Development Index	2020	0.40	Number of health districts	2020	35.00
Population size (in thousands)	2020	4,829.76	Number of Regions or Provinces	2020	7.00
			Poverty rate (%)	2020	62.00

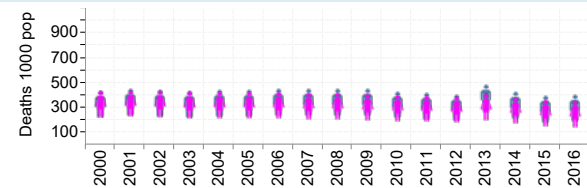
Health Impact

Age based mortality (Data source: WHO 2022)

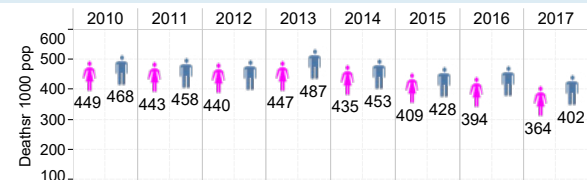
Under-five, Infant and neonatal mortality rates



Adolescent mortality rate

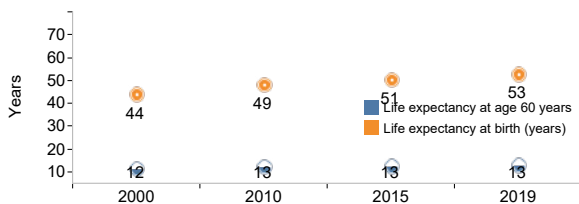


Adult mortality rate



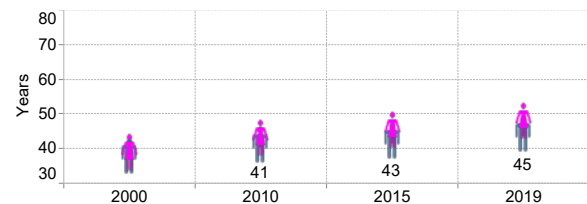
Life expectancy (LE)

(Data source: WHO 2022)



Healthy life expectancy at birth (HALE)

(Data source: WHO 2022)



Disease based incidence/prevalence

(Data source: WHO 2022; UNAIDS 2022)

Hepatitis B incidence per 100 000 population [SDG 3.3.4]	2020	
Hepatitis B surface antigen prevalence (%)	2020	10
HIV incidence rate per 1000 uninfected population [SDG 3.3.1]	2020	
HIV prevalence among adults aged 15-49 years (%)	2020	4
HIV incidence rate (per 1000 population)	2020	2
Malaria incidence rate (per 1000 pop. at risk) [SDG 3.3.3]	2020	336
Malaria parasite prevalence among children aged 6-59 months (%)	2020	

Mortality by cause

(Data source: WHO 2022)

Death rate due to road traffic injuries/100 000 pop [SDG 3.6.1]	52.0
Mortality rate attributed to exposure to unsafe WASH services/100 000 pop [SDG 3.9.2]	82.1
Mortality rate attributed to unintentional poisoning/100000 pop [SDG 3.9.3]	2.3
Number of victims of intentional homicide/100 000 pop	3.2
Premature NCD mortality/100 000 pop [SDG 3.4.1]	
Suicide rate/100 000 pop [SDG 3.4.2]	11.5

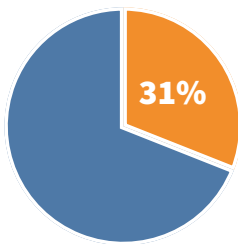
Health Outcomes

Determinants of health (Data source: WHO 2022; UNICEF/SOWC 2022)

Children aged 1-14 years who experienced physical punishment and/or psychological aggression by caregivers in last month (%)-SDG 16.2.1	2019	
Children under 5 years who are stunted [SDG 2.2.1] (%)	2020	40
Children under 5 years who are wasted [SDG 2.2.2] (%)	2020	5
Drinking-water services [SDG 6.1.1] (%)	2020	37
Intimate partner violence prevalence [SDG 5.2.1] (%)	2020	26
Population with primary reliance on clean fuels -[SDG 7.1.2] (%)	2018	5
Sanitation services [SDG 6.2.1a/6.2.1b] (%)	2020	14
Tobacco use among persons aged 15+ years - [SDG 3.a.1] (%)	2018	
Total alcohol per capita (15+ years) consumption [SDG 3.5.2] (litres of pure alcohol)	2018	2

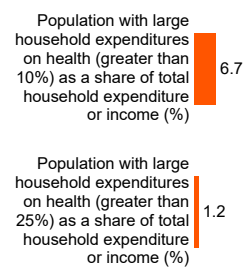
Health security

International Health Regulations (IHR) core capacities index – [SDG 3.d.1] Source: WHO/AFRO 2022

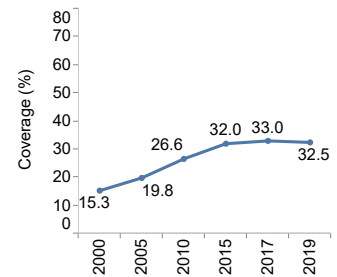


UHC (Data source: WHO 2022)

Large household expenditure on health



Coverage of essential health services



Functionality of Health System (Health Outputs)

Health services index (Data source: WHO/AFRO 2022)



Health System

Human resource (Data source: WHO/AFRO 2022)

Density of specialists doctors (per 10 000 population)	2018	0.1
Health worker density and distribution [SDG 3.c.1]	2020	
Nursing staff (including midwives/associate nurses) (per 10,000 pop)	2020	2.9

Master facility list (Data source: WHO/AFRO 2022)

Health facility density and distribution (per 10,000 pop.)	2020	
Health infrastructure readiness	2020	
Number of hospital beds	2020	
Number of ICU Beds	2021	54.0

Funds

Health financing (Data source: WHO/AFRO 2022)

Domestic general government health expenditure (GGHE-D) as percentage of general government expenditure (GGE) (%)	2018	4.2
Domestic Health Expenditure (DOM) as % of Current Health Expenditure (CHE)	2019	48.6
External Health Expenditure (EXT) as % of Current Health Expenditure (CHE)	2019	51.3
National budget allocated to health (%)	2019	
Total current health expenditure (CHE) as percentage of gross domestic product (GDP) (%)	2019	7.8

Overview

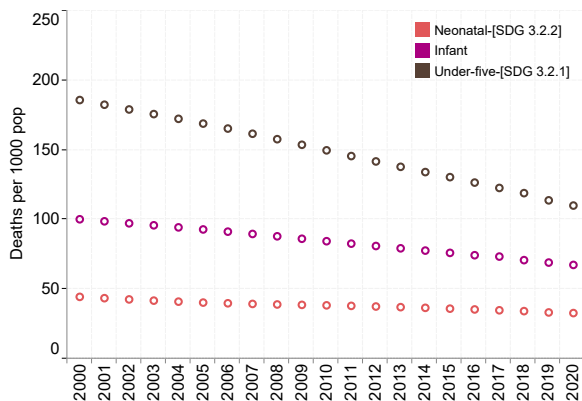
Demographics and socioeconomics (Data source: WHO 2022; UNDP 2022; The WorldBank 2022)

Total surface area (000's sq.km)	2020	1,259.20	Demographic growth (%)	2020	2.96
GDP growth (annual %)	2020	-0.61	Density of population (people per sq.km)	2020	13.05
GDP per capita (Per capita in US\$)	2020	659.27	Inflation rate (%)	2020	4.46
Human Development Index	2020	0.40	Number of health districts	2020	126.00
Population size (in thousands)	2020	16,425.86	Number of Regions or Provinces	2020	23.00
			Poverty rate (%)	2020	42.30

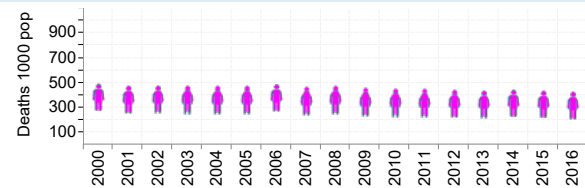
Health Impact

Age based mortality (Data source: WHO 2022)

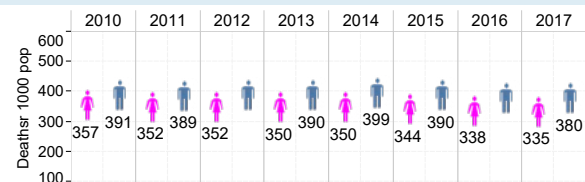
Under-five, Infant and neonatal mortality rates



Adolescent mortality rate

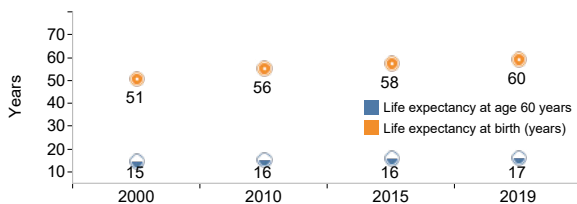


Adult mortality rate



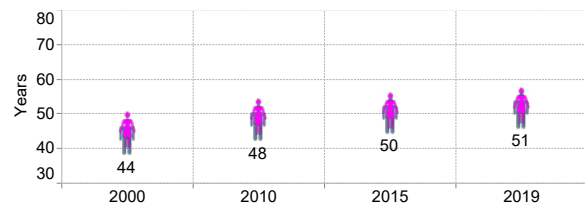
Life expectancy (LE)

(Data source: WHO 2022)



Healthy life expectancy at birth (HALE)

(Data source: WHO 2022)



Disease based incidence/prevalence

(Data source: WHO 2022; UNAIDS 2022)

Hepatitis B incidence per 100 000 population [SDG 3.3.4]	2020	
Hepatitis B surface antigen prevalence (%)	2020	5
Malaria incidence rate (per 1000 pop. at risk) [SDG 3.3.3]	2020	206
Malaria parasite prevalence among children aged 6-59 months (%)	2020	
TB incidence rate [SDG 3.3.2] (per 100 000 population)	2020	144

Mortality by cause

(Data source: WHO 2022)

Death rate due to road traffic injuries/100 000 pop [SDG 3.6.1]	43.3
Mortality rate attributed to exposure to unsafe WASH services/100 000 pop [SDG 3.9.2]	95.0
Mortality rate attributed to unintentional poisoning/100000 pop [SDG 3.9.3]	101.0
Number of victims of intentional homicide/100 000 pop	2.4
Premature NCD mortality/100 000 pop [SDG 3.4.1]	3.6
Suicide rate/100 000 pop [SDG 3.4.2]	10.3

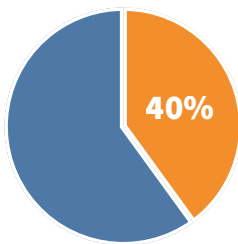
Health Outcomes

Determinants of health (Data source: WHO 2022; UNICEF/SOWC 2022)

Annual mean levels of fine particulate matter (population-weighted) - SDG 11.6.2 (µg/m³)	2016	64
Children aged 1-14 years who experienced physical punishment and/or psychological aggression by caregivers in last month (%) -SDG 16.2.1	2019	85
Children under 5 years who are stunted [SDG 2.2.1] (%)	2020	35
Children under 5 years who are wasted [SDG 2.2.2] (%)	2020	14
Drinking-water services [SDG 6.1.1] (%)	2020	46
Intimate partner violence prevalence [SDG 5.2.1] (%)	2020	18
Population with primary reliance on clean fuels -[SDG 7.1.2] (%)	2018	5
Sanitation services [SDG 6.2.1a/6.2.1b] (%)	2020	12
Tobacco use among persons aged 15+ years - [SDG 3.a.1] (%)	2018	12
Total alcohol per capita (15+ years) consumption [SDG 3.5.2] (litres of pure alcohol)	2018	1

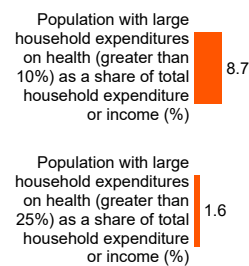
Health security

International Health Regulations (IHR) core capacities index – [SDG 3.d.1] Source: WHO/AFRO 2022

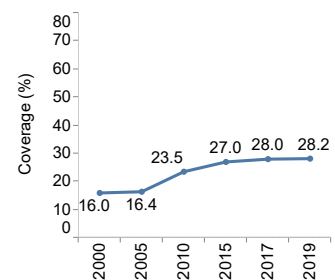


UHC (Data source: WHO 2022)

Large household expenditure on health



Coverage of essential health services



Functionality of Health System (Health Outputs)

Health services index (Data source: WHO/AFRO 2022)



Health System

Human resource (Data source: WHO/AFRO 2022)

Density of specialists doctors (per 1000 population)	2018	0.2
Health worker density and distribution [SDG 3.c.1]	2020	
Nursing staff (including midwives/associate nurses) (per 10,000 pop)	2020	2.0

Master facility list (Data source: WHO/AFRO 2022)

Health facility density and distribution (per 10,000 pop.)	2020	
Health infrastructure readiness	2020	
Number of hospital beds	2020	
Number of ICU Beds	2021	84.0

Funds

Health financing (Data source: WHO/AFRO 2022)

Domestic general government health expenditure (GGHE-D) as percentage of general government expenditure (GGE) (%)	2018	5.2
Domestic Health Expenditure (DOM) as % of Current Health Expenditure (CHE)	2019	84.3
External Health Expenditure (EXT) as % of Current Health Expenditure (CHE)	2019	15.6
National budget allocated to health (%)	2019	
Total current health expenditure (CHE) as percentage of gross domestic product (GDP) (%)	2019	4.4

Overview

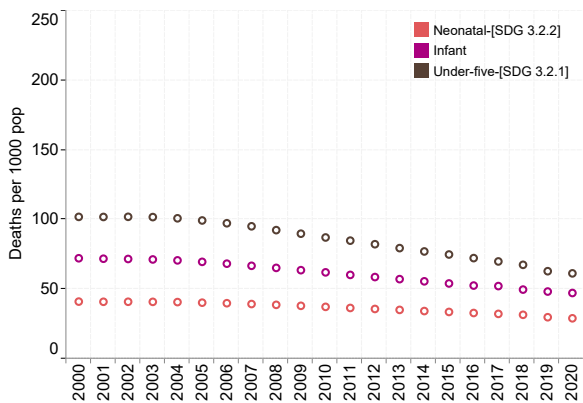
Demographics and socioeconomics (Data source: WHO 2022; UNDP 2022; The WorldBank 2022)

Total surface area (000's sq.km)	2020	1.86	Demographic growth (%)	2020	2.17
GDP growth (annual %)	2020	0.68	Density of population (people per sq.km)	2020	467.27
GDP per capita (Per capita in US\$)	2020	1,420.66	Number of health districts	2020	17.00
Human Development Index	2020	0.55	Number of Regions or Provinces	2020	3.00
Population size (in thousands)	2020	869.60	Poverty rate (%)	2020	42.40

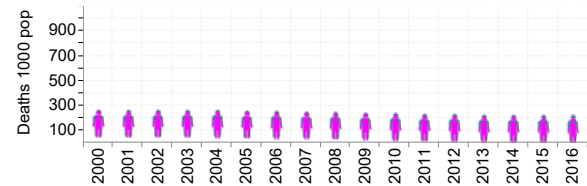
Health Impact

Age based mortality (Data source: WHO 2022)

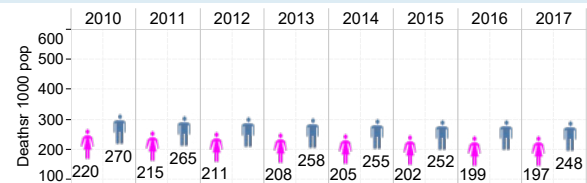
Under-five, Infant and neonatal mortality rates



Adolescent mortality rate

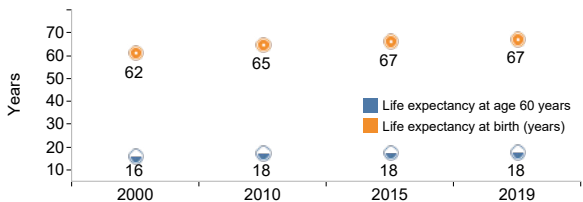


Adult mortality rate



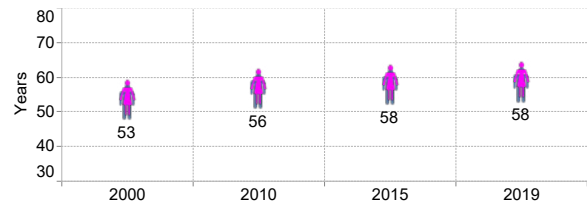
Life expectancy (LE)

(Data source: WHO 2022)



Healthy life expectancy at birth (HALE)

(Data source: WHO 2022)



Disease based incidence/prevalence

(Data source: WHO 2022; UNAIDS 2022)

Hepatitis B incidence per 100 000 population [SDG 3.3.4]	2020	
Hepatitis B surface antigen prevalence (%)	2020	4
Malaria incidence rate (per 1000 pop. at risk) [SDG 3.3.3]	2020	5
Malaria parasite prevalence among children aged 6-59 months (%)	2020	
TB incidence rate [SDG 3.3.2] (per 100 000 population)	2020	35

Mortality by cause

(Data source: WHO 2022)

Death rate due to road traffic injuries/100 000 pop [SDG 3.6.1]	36.6
Mortality rate attributed to exposure to unsafe WASH services/100 000 pop [SDG 3.9.2]	50.3
Mortality rate attributed to unintentional poisoning/100000 pop [SDG 3.9.3]	50.7
Number of victims of intentional homicide/100 000 pop	1.9
Premature NCD mortality/100 000 pop [SDG 3.4.1]	2.4
Suicide rate/100 000 pop [SDG 3.4.2]	9.9

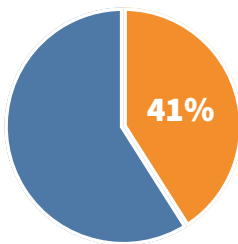
Health Outcomes

Determinants of health (Data source: WHO 2022; UNICEF/SOWC 2022)

Annual mean levels of fine particulate matter (population-weighted) - SDG 11.6.2 (µg/m³)	2016	15
Children aged 1-14 years who experienced physical punishment and/or psychological aggression by caregivers in last month (%) -SDG 16.2.1	2019	
Children under 5 years who are stunted [SDG 2.2.1] (%)	2020	23
Children under 5 years who are wasted [SDG 2.2.2] (%)	2020	11
Drinking-water services [SDG 6.1.1] (%)	2020	
Intimate partner violence prevalence [SDG 5.2.1] (%)	2020	5
Population with primary reliance on clean fuels -[SDG 7.1.2] (%)	2018	8
Sanitation services [SDG 6.2.1a/6.2.1b] (%)	2020	
Tobacco use among persons aged 15+ years - [SDG 3.a.1] (%)	2018	20
Total alcohol per capita (15+ years) consumption [SDG 3.5.2] (litres of pure alcohol)	2018	1

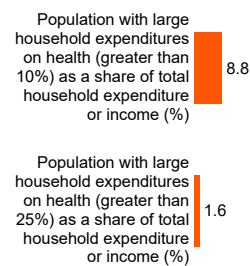
Health security

International Health Regulations (IHR) core capacities index – [SDG 3.d.1] Source: WHO/AFRO 2022

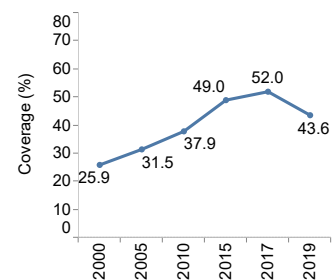


UHC (Data source: WHO 2022)

Large household expenditure on health



Coverage of essential health services



Functionality of Health System (Health Outputs)

Health services index (Data source: WHO/AFRO 2022)



Health System

Human resource (Data source: WHO/AFRO 2022)

Density of specialists doctors (per 1000 population)	2018	0.1
Health worker density and distribution [SDG 3.c.1]	2020	
Nursing staff (including midwives/associate nurses) (per 10,000 pop)	2020	14.8

Master facility list (Data source: WHO/AFRO 2022)

Health facility density and distribution (per 10,000 pop.)	2020	
Health infrastructure readiness	2020	
Number of hospital beds	2020	
Number of ICU Beds	2021	30.0

Funds

Health financing (Data source: WHO/AFRO 2022)

Domestic general government health expenditure (GGHE-D) as percentage of general government expenditure (GGE) (%)	2018	2.6
Domestic Health Expenditure (DOM) as % of Current Health Expenditure (CHE)	2019	85.5
External Health Expenditure (EXT) as % of Current Health Expenditure (CHE)	2019	14.4
National budget allocated to health (%)	2019	
Total current health expenditure (CHE) as percentage of gross domestic product (GDP) (%)	2019	5.2

Overview

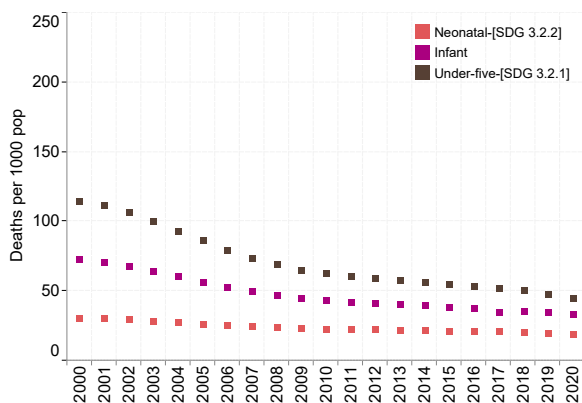
Demographics and socioeconomics (Data source: WHO 2022; UNDP 2022; The WorldBank 2022)

Total surface area (000's sq.km)	2020	341.50	Demographic growth (%)	2020	2.53
GDP growth (annual %)	2020	-1.55	Density of population (people per sq.km)	2020	16.16
GDP per capita (Per capita in US\$)	2020	1,846.13	Inflation rate (%)	2020	1.82
Human Development Index	2020	0.57	Number of health districts	2020	52.00
Population size (in thousands)	2020	5,518.09	Number of Regions or Provinces	2020	12.00
			Poverty rate (%)	2020	40.90

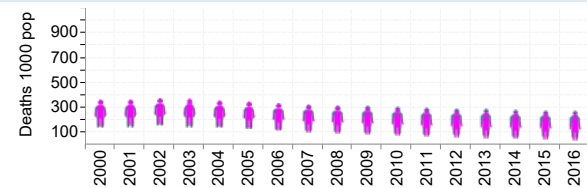
Health Impact

Age based mortality (Data source: WHO 2022)

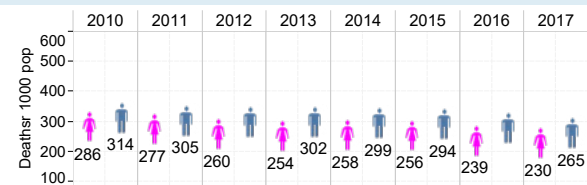
Under-five, Infant and neonatal mortality rates



Adolescent mortality rate

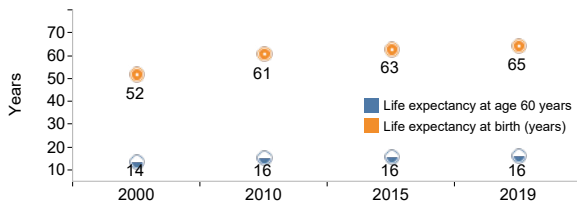


Adult mortality rate



Life expectancy (LE)

(Data source: WHO 2022)



Healthy life expectancy at birth (HALE)

(Data source: WHO 2022)



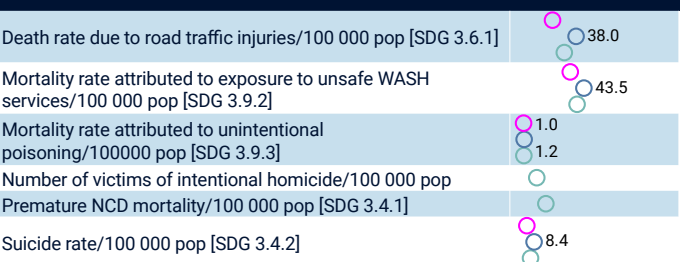
Disease based incidence/prevalence

(Data source: WHO 2022; UNAIDS 2022)

Hepatitis B incidence per 100 000 population [SDG 3.3.4]	2020	
Hepatitis B surface antigen prevalence (%)	2020	10
HIV incidence rate per 1000 uninfected population [SDG 3.3.1]	2020	2
HIV prevalence among adults aged 15-49 years (%)	2020	3
HIV incidence rate (per 1000 population)	2020	2
Malaria incidence rate (per 1000 pop. at risk) [SDG 3.3.3]	2020	213
Malaria parasite prevalence among children aged 6-59 months (%)	2020	
TB incidence rate [SDG 3.3.2] (per 100 000 population)	2020	379

Mortality by cause

(Data source: WHO 2022)



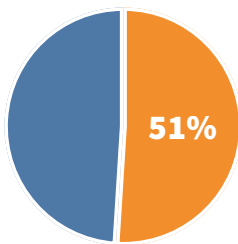
Health Outcomes

Determinants of health (Data source: WHO 2022; UNICEF/SOWC 2022)

Annual mean levels of fine particulate matter (population-weighted) - SDG 11.6.2 (µg/m³)	2016	43
Children aged 1-14 years who experienced physical punishment and/or psychological aggression by caregivers in last month (%) -SDG 16.2.1	2019	83
Children under 5 years who are stunted [SDG 2.2.1] (%)	2020	18
Children under 5 years who are wasted [SDG 2.2.2] (%)	2020	8
Drinking-water services [SDG 6.1.1] (%)	2020	74
Intimate partner violence prevalence [SDG 5.2.1] (%)	2020	
Population with primary reliance on clean fuels -[SDG 7.1.2] (%)	2018	32
Sanitation services [SDG 6.2.1a/6.2.1b] (%)	2020	20
Tobacco use among persons aged 15+ years - [SDG 3.a.1] (%)	2018	16
Total alcohol per capita (15+ years) consumption [SDG 3.5.2] (litres of pure alcohol)	2018	9

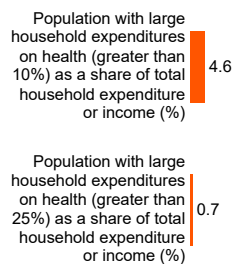
Health security

International Health Regulations (IHR) core capacities index – [SDG 3.d.1] Source: WHO/AFRO 2022

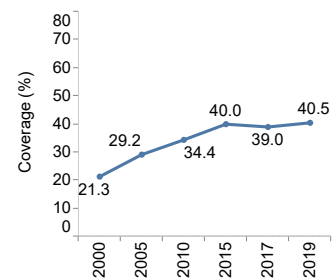


UHC (Data source: WHO 2022)

Large household expenditure on health



Coverage of essential health services



Functionality of Health System (Health Outputs)

Health services index (Data source: WHO/AFRO 2022)



Health System

Human resource (Data source: WHO/AFRO 2022)

Density of specialists doctors (per 1000 population)	2018	0.3
Health worker density and distribution [SDG 3.c.1]	2020	
Nursing staff (including midwives/associate nurses) (per 10,000 pop)	2020	9.7

Master facility list (Data source: WHO/AFRO 2022)

Health facility density and distribution (per 10,000 pop.)	2020	
Health infrastructure readiness	2020	
Number of hospital beds	2020	
Number of ICU Beds	2021	

Funds

Health financing (Data source: WHO/AFRO 2022)

Domestic general government health expenditure (GGHE-D) as percentage of general government expenditure (GGE) (%)	2018	3.5
Domestic Health Expenditure (DOM) as % of Current Health Expenditure (CHE)	2019	92.0
External Health Expenditure (EXT) as % of Current Health Expenditure (CHE)	2019	7.9
National budget allocated to health (%)	2019	
Total current health expenditure (CHE) as percentage of gross domestic product (GDP) (%)	2019	2.1

Overview

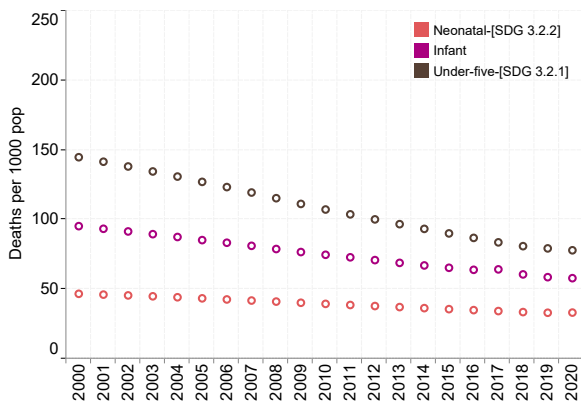
Demographics and socioeconomics (Data source: WHO 2022; UNDP 2022; The WorldBank 2022, RGPH 2021)

Total surface area (000's sq.km)	2020	318.00	Demographic growth (%)	2021	2.9
GDP growth (annual %)	2020	4.73	Density of population (people per sq.km)	2021	91.1
GDP per capita (Per capita in US\$)	2020	2,325.72	Inflation rate (%)	2020	2.43
Human Development Index	2020	0.85	Number of health districts	2020	113.00
Population size (in thousands)	2020	26,378.28	Number of Regions or Provinces	2020	33.00
			Poverty rate (%)	2020	39.50

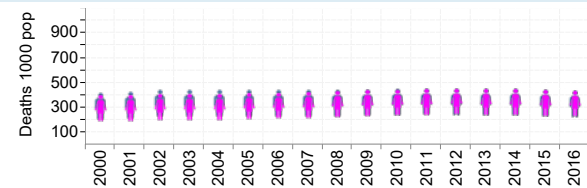
Health Impact

Age based mortality (Data source: WHO 2022)

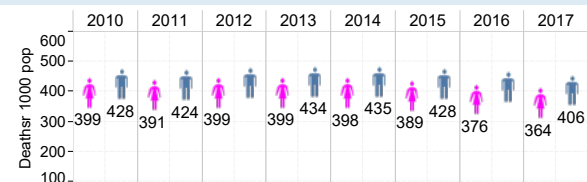
Under-five, Infant and neonatal mortality rates



Adolescent mortality rate

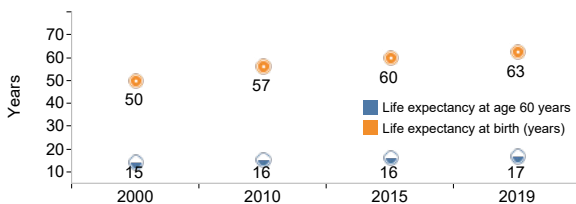


Adult mortality rate



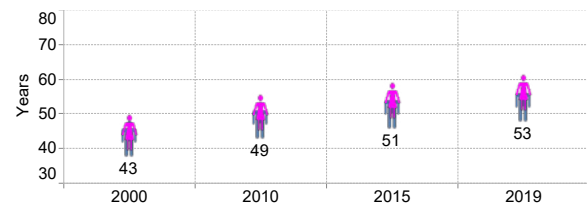
Life expectancy (LE)

(Data source: WHO 2022)



Healthy life expectancy at birth (HALE)

(Data source: WHO 2022)



Disease based incidence/prevalence

(Data source: WHO 2022; UNAIDS 2022)

Hepatitis B incidence per 100 000 population [SDG 3.3.4]	2020	
Hepatitis B surface antigen prevalence (%)	2020	6
HIV prevalence among adults aged 15-49 years (%)	2020	3
Malaria incidence rate (per 1000 pop. at risk) [SDG 3.3.3]	2020	287
Malaria parasite prevalence among children aged 6-59 months (%)	2020	
TB incidence rate [SDG 3.3.2] (per 100 000 population)	2020	135

Mortality by cause

(Data source: WHO 2022)

Death rate due to road traffic injuries/100 000 pop [SDG 3.6.1]	33.4
Mortality rate attributed to exposure to unsafe WASH services/100 000 pop [SDG 3.9.2]	49.5
Mortality rate attributed to unintentional poisoning/100000 pop [SDG 3.9.3]	2.8
Number of victims of intentional homicide/100 000 pop	3.9
Premature NCD mortality/100 000 pop [SDG 3.4.1]	
Suicide rate/100 000 pop [SDG 3.4.2]	20.6

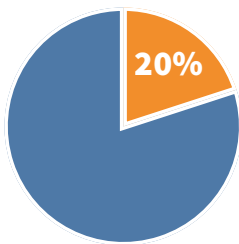
Health Outcomes

Determinants of health (Data source: WHO 2022; UNICEF/SOWC 2022)

Children aged 1-14 years who experienced physical punishment and/or psychological aggression by caregivers in last month (%)-SDG 16.2.1	2019	
Children under 5 years who are stunted [SDG 2.2.1] (%)	2020	18
Children under 5 years who are wasted [SDG 2.2.2] (%)	2020	6
Drinking-water services [SDG 6.1.1] (%)	2020	71
Intimate partner violence prevalence [SDG 5.2.1] (%)	2020	22
Population with primary reliance on clean fuels -[SDG 7.1.2] (%)	2018	29
Sanitation services [SDG 6.2.1a/6.2.1b] (%)	2020	35
Tobacco use among persons aged 15+ years - [SDG 3.a.1] (%)	2018	13
Total alcohol per capita (15+ years) consumption [SDG 3.5.2] (litres of pure alcohol)	2018	3

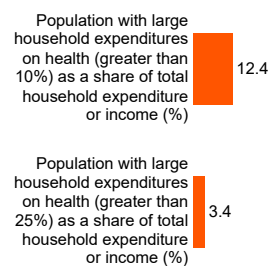
Health security

International Health Regulations (IHR) core capacities index – [SDG 3.d.1] Source: WHO/AFRO 2022

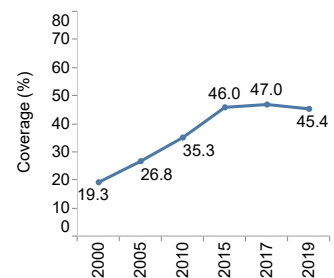


UHC (Data source: WHO 2022)

Large household expenditure on health



Coverage of essential health services



Functionality of Health System (Health Outputs)

Health services index (Data source: WHO/AFRO 2022)



Health System

Human resource (Data source: WHO/AFRO 2022)

Density of specialists doctors (per 1000 population)	2018	1.4
Health worker density and distribution [SDG 3.c.1]	2020	
Nursing staff (including midwives/associate nurses) (per 10,000 pop)	2020	6.8

Master facility list (Data source: WHO/AFRO 2022)

Health facility density and distribution (per 10,000 pop.)	2020	
Health infrastructure readiness	2020	
Number of hospital beds	2020	
Number of ICU Beds	2021	

Funds

Health financing (Data source: WHO/AFRO 2022)

Domestic general government health expenditure (GGHE-D) as percentage of general government expenditure (GGE) (%)	2018	5.1
Domestic Health Expenditure (DOM) as % of Current Health Expenditure (CHE)	2019	87.6
External Health Expenditure (EXT) as % of Current Health Expenditure (CHE)	2019	12.3
National budget allocated to health (%)	2019	5.1
Total current health expenditure (CHE) as percentage of gross domestic product (GDP) (%)	2019	3.3

Overview

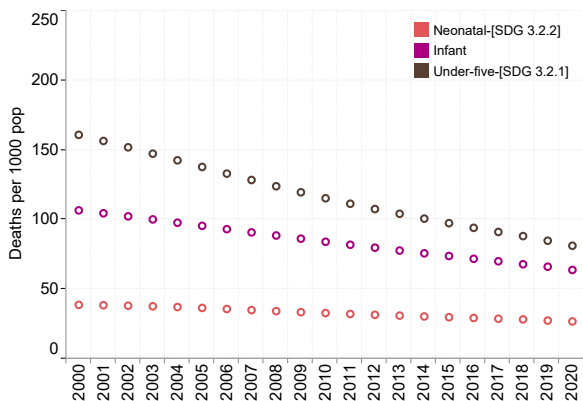
Demographics and socioeconomics (Data source: WHO 2022; UNDP 2022; The WorldBank 2022)

Total surface area (000's sq.km)	2020	2,345.00	Demographic growth (%)	2020	3.14
GDP growth (annual %)	2020	2.43	Density of population (people per sq.km)	2020	39.51
GDP per capita (Per capita in US\$)	2020	543.95	Number of health districts	2020	519.00
Human Development Index	2020	0.48	Number of Regions or Provinces	2020	26.00
Population size (in thousands)	2020	89,561.40	Poverty rate (%)	2020	63.90

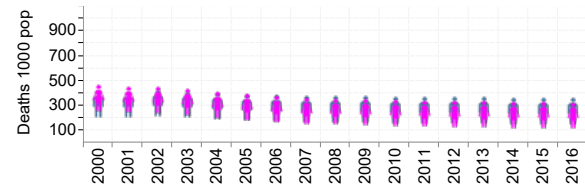
Health Impact

Age based mortality (Data source: WHO 2022)

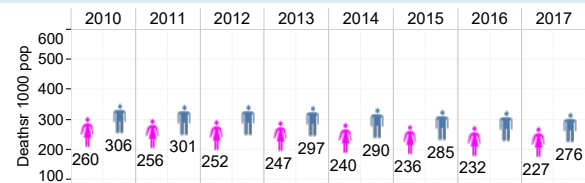
Under-five, Infant and neonatal mortality rates



Adolescent mortality rate

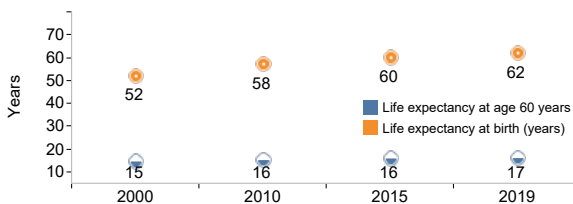


Adult mortality rate



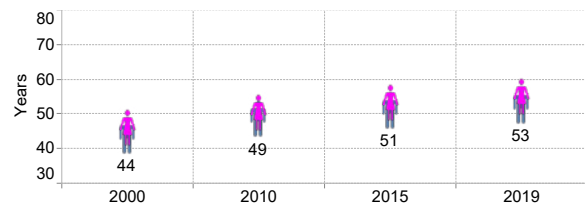
Life expectancy (LE)

(Data source: WHO 2022)



Healthy life expectancy at birth (HALE)

(Data source: WHO 2022)



Disease based incidence/prevalence

(Data source: WHO 2022; UNAIDS 2022)

Hepatitis B incidence per 100 000 population [SDG 3.3.4]	2020	
Hepatitis B surface antigen prevalence (%)	2020	3
Malaria incidence rate (per 1000 pop. at risk) [SDG 3.3.3]	2020	324
Malaria parasite prevalence among children aged 6-59 months (%)	2020	
TB incidence rate [SDG 3.3.2] (per 100 000 population)	2020	319

Mortality by cause

(Data source: WHO 2022)

Death rate due to road traffic injuries/100 000 pop [SDG 3.6.1]	45.4
Mortality rate attributed to exposure to unsafe WASH services/100 000 pop [SDG 3.9.2]	69.8
Mortality rate attributed to unintentional poisoning/100000 pop [SDG 3.9.3]	2.5
Number of victims of intentional homicide/100 000 pop	3.2
Premature NCD mortality/100 000 pop [SDG 3.4.1]	
Suicide rate/100 000 pop [SDG 3.4.2]	8.4

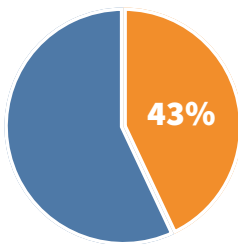
Health Outcomes

Determinants of health (Data source: WHO 2022; UNICEF/SOWC 2022)

Annual mean levels of fine particulate matter (population-weighted) - SDG 11.6.2 (µg/m³)	2016	43
Children aged 1-14 years who experienced physical punishment and/or psychological aggression by caregivers in last month (%)-SDG 16.2.1	2019	89
Children under 5 years who are stunted [SDG 2.2.1] (%)	2020	41
Children under 5 years who are wasted [SDG 2.2.2] (%)	2020	6
Drinking-water services [SDG 6.1.1] (%)	2020	46
Intimate partner violence prevalence [SDG 5.2.1] (%)	2020	37
Population with primary reliance on clean fuels -[SDG 7.1.2] (%)	2018	5
Sanitation services [SDG 6.2.1a/6.2.1b] (%)	2020	15
Tobacco use among persons aged 15+ years - [SDG 3.a.1] (%)	2018	
Total alcohol per capita (15+ years) consumption [SDG 3.5.2] (litres of pure alcohol)	2018	2

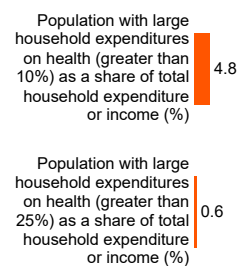
Health security

International Health Regulations (IHR) core capacities index – [SDG 3.d.1] Source: WHO/AFRO 2022

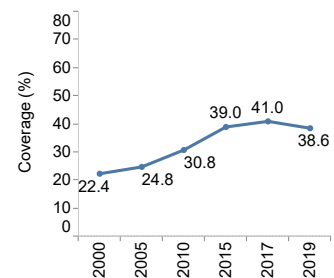


UHC (Data source: WHO 2022)

Large household expenditure on health



Coverage of essential health services



Functionality of Health System (Health Outputs)

Health services index (Data source: WHO/AFRO 2022)



Health System

Human resource (Data source: WHO/AFRO 2022)

Density of specialists doctors (per 1000 population)	2018	0.8
Health worker density and distribution [SDG 3.c.1]	2020	
Nursing staff (including midwives/associate nurses) (per 10,000 pop)	2020	11.1

Master facility list (Data source: WHO/AFRO 2022)

Health facility density and distribution (per 10,000 pop.)	2020	
Health infrastructure readiness	2020	
Number of hospital beds	2020	
Number of ICU Beds	2021	759.0

Funds

Health financing (Data source: WHO/AFRO 2022)

Domestic general government health expenditure (GGHE-D) as percentage of general government expenditure (GGE) (%)	2018	4.5
Domestic Health Expenditure (DOM) as % of Current Health Expenditure (CHE)	2019	64.7
External Health Expenditure (EXT) as % of Current Health Expenditure (CHE)	2019	35.2
National budget allocated to health (%)	2019	4.5
Total current health expenditure (CHE) as percentage of gross domestic product (GDP) (%)	2019	3.5

Overview

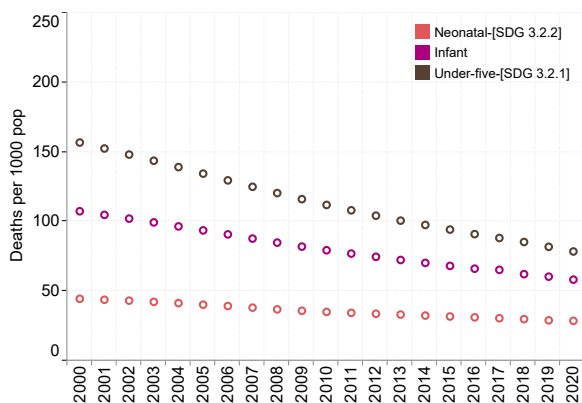
Demographics and socioeconomics (Data source: WHO 2022; UNDP 2022; The WorldBank 2022)

Total surface area (000's sq.km)	2020	28.05	Demographic growth (%)	2020	3.41
GDP growth (annual %)	2020	-8.11	Density of population (people per sq.km)	2020	50.02
GDP per capita (Per capita in US\$)	2020	7,143.24	Inflation rate (%)	2020	4.77
Human Development Index	2020	0.59	Number of health districts	2020	18.00
Population size (in thousands)	2020	1,402.99	Number of Regions or Provinces	2020	7.00
			Poverty rate (%)	2020	76.80

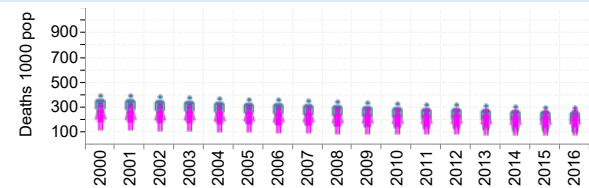
Health Impact

Age based mortality (Data source: WHO 2022)

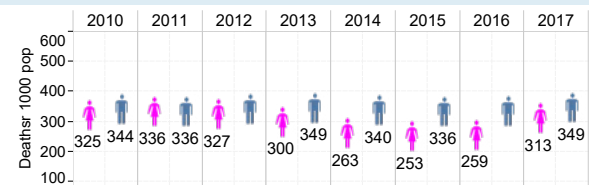
Under-five, Infant and neonatal mortality rates



Adolescent mortality rate

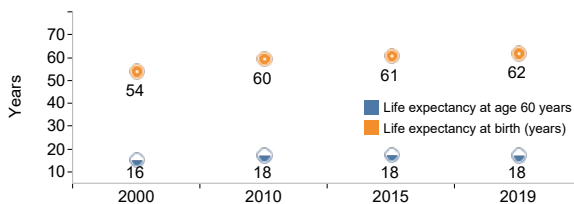


Adult mortality rate



Life expectancy (LE)

(Data source: WHO 2022)



Healthy life expectancy at birth (HALE)

(Data source: WHO 2022)



Disease based incidence/prevalence

(Data source: WHO 2022; UNAIDS 2022)

Hepatitis B incidence per 100 000 population [SDG 3.3.4]	2020	
Hepatitis B surface antigen prevalence (%)	2020	9
HIV incidence rate per 1000 uninfected population [SDG 3.3.1]	2020	
HIV prevalence among adults aged 15-49 years (%)	2020	7
HIV incidence rate (per 1000 population)	2020	6
Malaria incidence rate (per 1000 pop. at risk) [SDG 3.3.3]	2020	241
Malaria parasite prevalence among children aged 6-59 months (%)	2020	
TB incidence rate [SDG 3.3.2] (per 100 000 population)	2020	280

Mortality by cause

(Data source: WHO 2022)

Death rate due to road traffic injuries/100 000 pop [SDG 3.6.1]	35.7
Mortality rate attributed to exposure to unsafe WASH services/100 000 pop [SDG 3.9.2]	23.9
Mortality rate attributed to unintentional poisoning/100000 pop [SDG 3.9.3]	22.3
Number of victims of intentional homicide/100 000 pop	1.5
Premature NCD mortality/100 000 pop [SDG 3.4.1]	1.9
Suicide rate/100 000 pop [SDG 3.4.2]	23.5

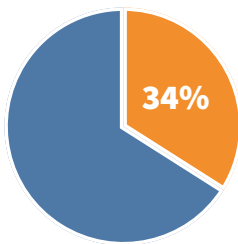
Health Outcomes

Determinants of health (Data source: WHO 2022; UNICEF/SOWC 2022)

Annual mean levels of fine particulate matter (population-weighted) - SDG 11.6.2 ($\mu\text{g}/\text{m}^3$)	2016	44
Children aged 1-14 years who experienced physical punishment and/or psychological aggression by caregivers in last month (%) -SDG 16.2.1	2019	
Children under 5 years who are stunted [SDG 2.2.1] (%)	2020	20
Children under 5 years who are wasted [SDG 2.2.2] (%)	2020	3
Drinking-water services [SDG 6.1.1] (%)	2020	
Intimate partner violence prevalence [SDG 5.2.1] (%)	2020	44
Population with primary reliance on clean fuels -[SDG 7.1.2] (%)	2018	24
Sanitation services [SDG 6.2.1a/6.2.1b] (%)	2020	
Tobacco use among persons aged 15+ years - [SDG 3.a.1] (%)	2018	
Total alcohol per capita (15+ years) consumption [SDG 3.5.2] (litres of pure alcohol)	2018	7

Health security

International Health Regulations (IHR) core capacities index – [SDG 3.d.1] Source: WHO/AFRO 2022



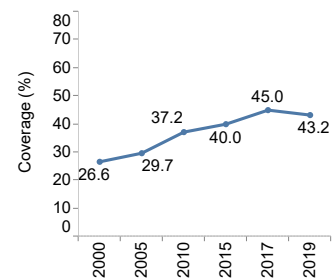
UHC (Data source: WHO 2022)

Large household expenditure on health

Population with large household expenditures on health (greater than 10%) as a share of total household expenditure or income (%)

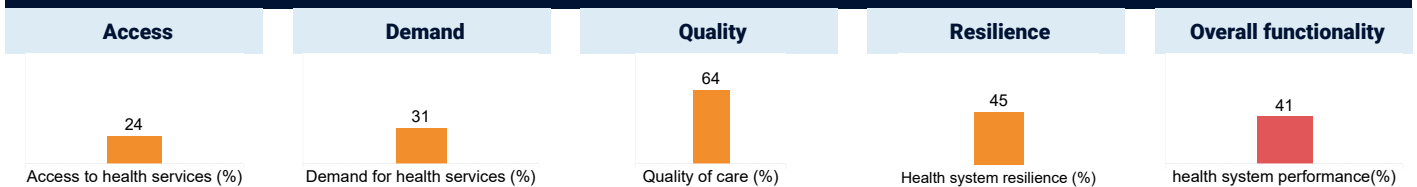
Population with large household expenditures on health (greater than 25%) as a share of total household expenditure or income (%)

Coverage of essential health services



Functionality of Health System (Health Outputs)

Health services index (Data source: WHO/AFRO 2022)



Health System

Human resource (Data source: WHO/AFRO 2022)

Health worker density and distribution [SDG 3.c.1]	2020	
Nursing staff (including midwives/associate nurses) (per 10,000 pop)	2020	3.1

Master facility list (Data source: WHO/AFRO 2022)

Health facility density and distribution (per 10,000 pop.)	2020	
Health infrastructure readiness	2020	
Number of hospital beds	2020	
Number of ICU Beds	2021	

Funds

Health financing (Data source: WHO/AFRO 2022)

Domestic general government health expenditure (GGHE-D) as percentage of general government expenditure (GGE) (%)	2018	3.2
Domestic Health Expenditure (DOM) as % of Current Health Expenditure (CHE)	2019	97.6
External Health Expenditure (EXT) as % of Current Health Expenditure (CHE)	2019	2.3
National budget allocated to health (%)	2019	3.2
Total current health expenditure (CHE) as percentage of gross domestic product (GDP) (%)	2019	3.1

Overview

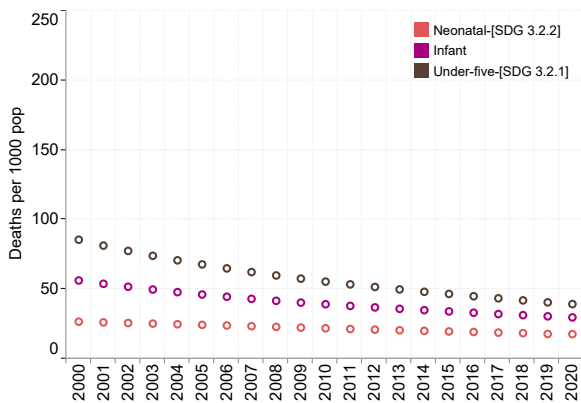
Demographics and socioeconomics (Data source: WHO 2022; UNDP 2022; The WorldBank 2022)

Total surface area (000's sq.km)	2020	101.00	Demographic growth (%)	2020	1.40
GDP growth (annual %)	2020	2.99	Density of population (people per sq.km)	2020	35.11
GDP per capita (Per capita in US\$)	2020	642.51	Number of health districts	2020	58.00
Human Development Index	2020	0.46	Number of Regions or Provinces	2020	6.00
Population size (in thousands)	2020	3,546.43	Poverty rate (%)	2020	69.00

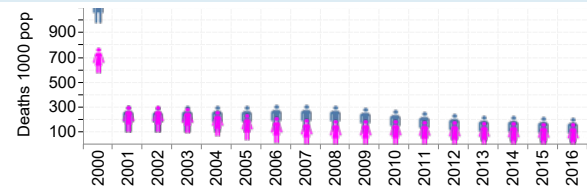
Health Impact

Age based mortality (Data source: WHO 2022)

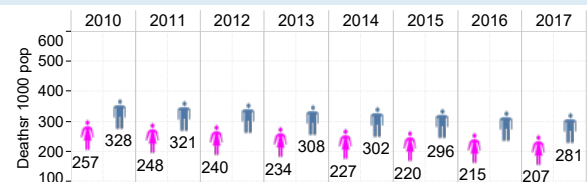
Under-five, Infant and neonatal mortality rates



Adolescent mortality rate

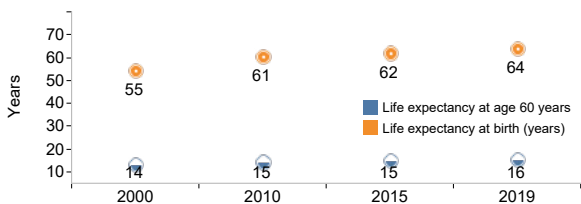


Adult mortality rate



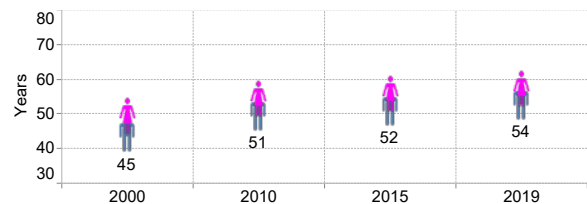
Life expectancy (LE)

(Data source: WHO 2022)



Healthy life expectancy at birth (HALE)

(Data source: WHO 2022)



Disease based incidence/prevalence

(Data source: WHO 2022; UNAIDS 2022)

Hepatitis B incidence per 100 000 population [SDG 3.3.4]	2020	
Hepatitis B surface antigen prevalence (%)	2020	2
Malaria incidence rate (per 1000 pop. at risk) [SDG 3.3.3]	2020	45
Malaria parasite prevalence among children aged 6-59 months (%)	2020	
TB incidence rate [SDG 3.3.2] (per 100 000 population)	2020	81

Mortality by cause

(Data source: WHO 2022)

Death rate due to road traffic injuries/100 000 pop [SDG 3.6.1]	54.8
Mortality rate attributed to exposure to unsafe WASH services/100 000 pop [SDG 3.9.2]	47.6
Mortality rate attributed to unintentional poisoning/100000 pop [SDG 3.9.3]	5.6
Number of victims of intentional homicide/100 000 pop	
Premature NCD mortality/100 000 pop [SDG 3.4.1]	
Suicide rate/100 000 pop [SDG 3.4.2]	12.3

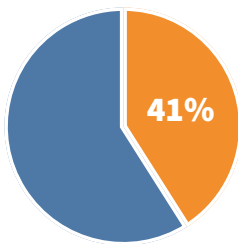
Health Outcomes

Determinants of health (Data source: WHO 2022; UNICEF/SOWC 2022)

Annual mean levels of fine particulate matter (population-weighted) - SDG 11.6.2 ($\mu\text{g}/\text{m}^3$)	2016	37
Children aged 1-14 years who experienced physical punishment and/or psychological aggression by caregivers in last month (%) -SDG 16.2.1	2019	
Children under 5 years who are stunted [SDG 2.2.1] (%)	2020	49
Children under 5 years who are wasted [SDG 2.2.2] (%)	2020	15
Drinking-water services [SDG 6.1.1] (%)	2020	
Intimate partner violence prevalence [SDG 5.2.1] (%)	2020	
Population with primary reliance on clean fuels -[SDG 7.1.2] (%)	2018	9
Sanitation services [SDG 6.2.1a/6.2.1b] (%)	2020	
Tobacco use among persons aged 15+ years - [SDG 3.a.1] (%)	2018	7
Total alcohol per capita (15+ years) consumption [SDG 3.5.2] (litres of pure alcohol)	2018	1

Health security

International Health Regulations (IHR) core capacities index – [SDG 3.d.1] Source: WHO/AFRO 2022



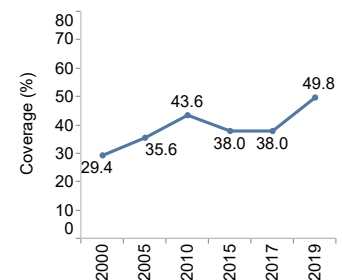
UHC (Data source: WHO 2022)

Large household expenditure on health

Population with large household expenditures on health (greater than 10%) as a share of total household expenditure or income (%)

Population with large household expenditures on health (greater than 25%) as a share of total household expenditure or income (%)

Coverage of essential health services



Functionality of Health System (Health Outputs)

Health services index (Data source: WHO/AFRO 2022)



Health System

Human resource (Data source: WHO/AFRO 2022)

Density of specialists doctors (per 1000 population)	2018	0.1
Health worker density and distribution [SDG 3.c.1]	2020	
Nursing staff (including midwives/associate nurses) (per 10,000 pop)	2020	14.4

Master facility list (Data source: WHO/AFRO 2022)

Health facility density and distribution (per 10,000 pop.)	2020	
Health infrastructure readiness	2020	
Number of hospital beds	2020	
Number of ICU Beds	2021	

Funds

Health financing (Data source: WHO/AFRO 2022)

Domestic general government health expenditure (GGHE-D) as percentage of general government expenditure (GGE) (%)	2018	2.4
Domestic Health Expenditure (DOM) as % of Current Health Expenditure (CHE)	2019	64.2
External Health Expenditure (EXT) as % of Current Health Expenditure (CHE)	2019	35.7
National budget allocated to health (%)	2019	2.4
Total current health expenditure (CHE) as percentage of gross domestic product (GDP) (%)	2019	4.5

Overview

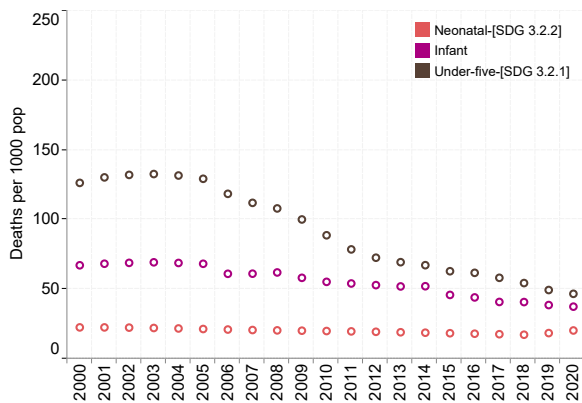
Demographics and socioeconomics (Data source: WHO 2022; UNDP 2022; The WorldBank 2022)

Total surface area (000's sq.km)	2020	17.20	Demographic growth (%)	2020	1.04
GDP growth (annual %)	2020	1.32	Density of population (people per sq.km)	2020	67.45
GDP per capita (Per capita in US\$)	2020	3,424.28	Number of health districts	2020	4.00
Human Development Index	2020	0.61	Number of Regions or Provinces	2020	4.00
Population size (in thousands)	2020	1,160.16	Poverty rate (%)	2020	58.90

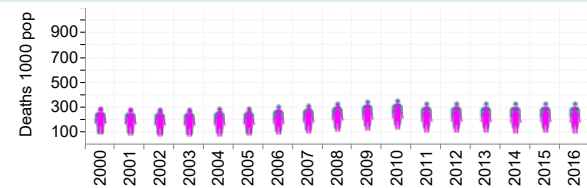
Health Impact

Age based mortality (Data source: WHO 2022)

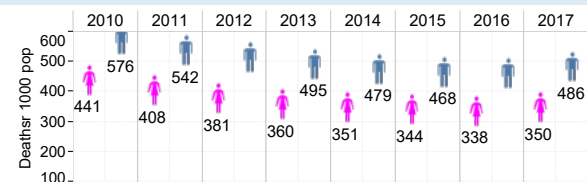
Under-five, Infant and neonatal mortality rates



Adolescent mortality rate

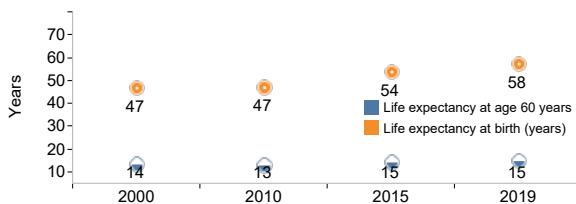


Adult mortality rate



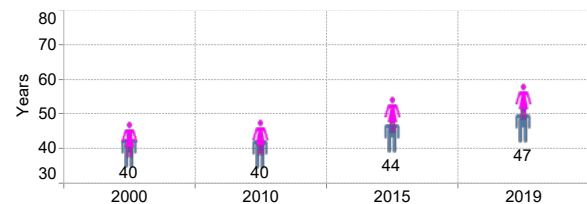
Life expectancy (LE)

(Data source: WHO 2022)



Healthy life expectancy at birth (HALE)

(Data source: WHO 2022)



Disease based incidence/prevalence

(Data source: WHO 2022; UNAIDS 2022)

Hepatitis B incidence per 100 000 population [SDG 3.3.4]	2020	
Hepatitis B surface antigen prevalence (%)	2020	2
HIV incidence rate per 1000 uninfected population [SDG 3.3.1]	2020	5
HIV prevalence among adults aged 15-49 years (%)	2020	27
HIV incidence rate (per 1000 population)	2020	18
Malaria parasite prevalence among children aged 6-59 months (%)	2020	
TB incidence rate [SDG 3.3.2] (per 100 000 population)	2020	319

Mortality by cause

(Data source: WHO 2022)

Death rate due to road traffic injuries/100 000 pop [SDG 3.6.1]	13.2 (Female), 54.6 (Male)
Mortality rate attributed to exposure to unsafe WASH services/100 000 pop [SDG 3.9.2]	29.8 (Female), 27.9 (Male)
Mortality rate attributed to unintentional poisoning/100000 pop [SDG 3.9.3]	3.4 (Female), 3.3 (Male)
Number of victims of intentional homicide/100 000 pop	
Premature NCD mortality/100 000 pop [SDG 3.4.1]	
Suicide rate/100 000 pop [SDG 3.4.2]	19.5 (Both sexes)

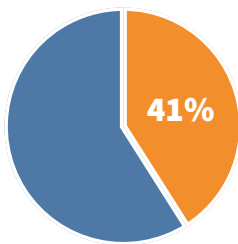
Health Outcomes

Determinants of health (Data source: WHO 2022; UNICEF/SOWC 2022)

Annual mean levels of fine particulate matter (population-weighted) - SDG 11.6.2 (µg/m³)	2016	20
Children aged 1-14 years who experienced physical punishment and/or psychological aggression by caregivers in last month (%) -SDG 16.2.1	2019	88
Children under 5 years who are stunted [SDG 2.2.1] (%)	2020	23
Children under 5 years who are wasted [SDG 2.2.2] (%)	2020	2
Drinking-water services [SDG 6.1.1] (%)	2020	71
Intimate partner violence prevalence [SDG 5.2.1] (%)	2020	18
Population with primary reliance on clean fuels -[SDG 7.1.2] (%)	2018	54
Sanitation services [SDG 6.2.1a/6.2.1b] (%)	2020	64
Tobacco use among persons aged 15+ years - [SDG 3.a.1] (%)	2018	11
Total alcohol per capita (15+ years) consumption [SDG 3.5.2] (litres of pure alcohol)	2018	10

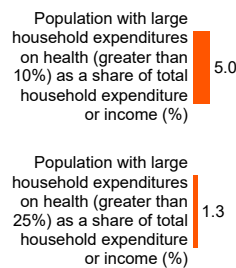
Health security

International Health Regulations (IHR) core capacities index – [SDG 3.d.1] Source: WHO/AFRO 2022

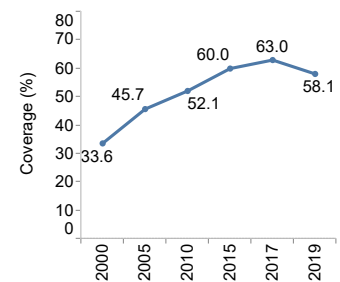


UHC (Data source: WHO 2022)

Large household expenditure on health



Coverage of essential health services



Functionality of Health System (Health Outputs)

Health services index (Data source: WHO/AFRO 2022)



Health System

Human resource (Data source: WHO/AFRO 2022)

Density of specialists doctors (per 1000 population)	2018	0.1
Health worker density and distribution [SDG 3.c.1]	2020	
Nursing staff (including midwives/associate nurses) (per 10,000 pop)	2020	25.1

Master facility list (Data source: WHO/AFRO 2022)

Health facility density and distribution (per 10,000 pop.)	2020	
Health infrastructure readiness	2020	
Number of hospital beds	2020	
Number of ICU Beds	2021	270.0

Funds

Health financing (Data source: WHO/AFRO 2022)

Domestic general government health expenditure (GGHE-D) as percentage of general government expenditure (GGE) (%)	2018	6.0
Domestic Health Expenditure (DOM) as % of Current Health Expenditure (CHE)	2019	57.4
External Health Expenditure (EXT) as % of Current Health Expenditure (CHE)	2019	42.5
National budget allocated to health (%)	2019	6.0
Total current health expenditure (CHE) as percentage of gross domestic product (GDP) (%)	2019	6.8

Overview

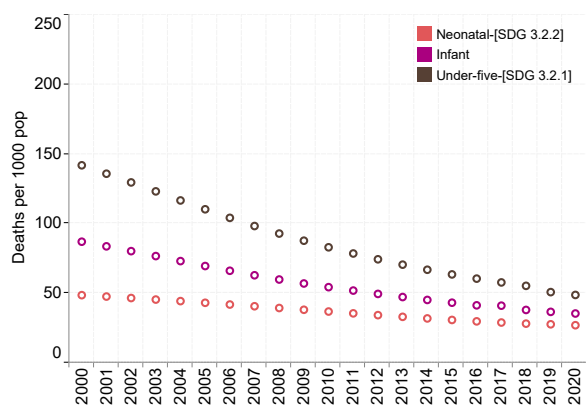
Demographics and socioeconomics (Data source: WHO 2022; UNDP 2022; The WorldBank 2022)

Total surface area (000's sq.km)	2020	1,129.30	Demographic growth (%)	2020	2.54
GDP growth (annual %)	2020	4.05	Density of population (people per sq.km)	2020	101.80
GDP per capita (Per capita in US\$)	2020	936.34	Number of health districts	2020	104.00
Human Development Index	2020	0.49	Number of Regions or Provinces	2020	11.00
Population size (in thousands)	2020	114,963.58	Poverty rate (%)	2020	23.50

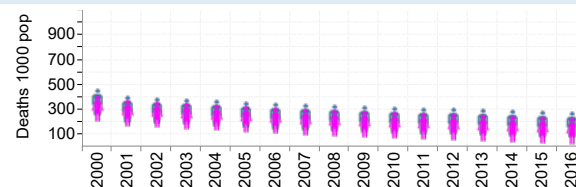
Health Impact

Age based mortality (Data source: WHO 2022)

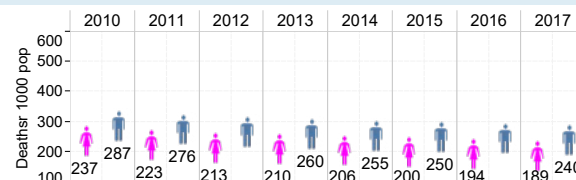
Under-five, Infant and neonatal mortality rates



Adolescent mortality rate

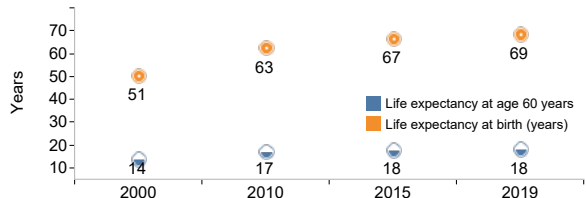


Adult mortality rate



Life expectancy (LE)

(Data source: WHO 2022)



Healthy life expectancy at birth (HALE)

(Data source: WHO 2022)



Disease based incidence/prevalence

(Data source: WHO 2022; UNAIDS 2022)

Hepatitis B incidence per 100 000 population [SDG 3.3.4]	2020	
Hepatitis B surface antigen prevalence (%)	2020	6
Malaria incidence rate (per 1000 pop. at risk) [SDG 3.3.3]	2020	54
Malaria parasite prevalence among children aged 6-59 months (%)	2020	
TB incidence rate [SDG 3.3.2] (per 100 000 population)	2020	132

Mortality by cause

(Data source: WHO 2022)

Death rate due to road traffic injuries/100 000 pop [SDG 3.6.1]	40.2
Mortality rate attributed to exposure to unsafe WASH services/100 000 pop [SDG 3.9.2]	46.5
Mortality rate attributed to unintentional poisoning/100000 pop [SDG 3.9.3]	2.2
Number of victims of intentional homicide/100 000 pop	2.9
Premature NCD mortality/100 000 pop [SDG 3.4.1]	
Suicide rate/100 000 pop [SDG 3.4.2]	5.4

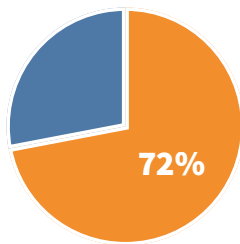
Health Outcomes

Determinants of health (Data source: WHO 2022; UNICEF/SOWC 2022)

Annual mean levels of fine particulate matter (population-weighted) - SDG 11.6.2 (µg/m³)	2016	32
Children aged 1-14 years who experienced physical punishment and/or psychological aggression by caregivers in last month (%) -SDG 16.2.1	2019	
Children under 5 years who are stunted [SDG 2.2.1] (%)	2020	35
Children under 5 years who are wasted [SDG 2.2.2] (%)	2020	7
Drinking-water services [SDG 6.1.1] (%)	2020	13
Intimate partner violence prevalence [SDG 5.2.1] (%)	2020	20
Population with primary reliance on clean fuels -[SDG 7.1.2] (%)	2018	8
Sanitation services [SDG 6.2.1a/6.2.1b] (%)	2020	9
Tobacco use among persons aged 15+ years - [SDG 3.a.1] (%)	2018	5
Total alcohol per capita (15+ years) consumption [SDG 3.5.2] (litres of pure alcohol)	2018	2

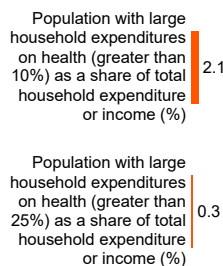
Health security

International Health Regulations (IHR) core capacities index – [SDG 3.d.1] Source: WHO/AFRO 2022

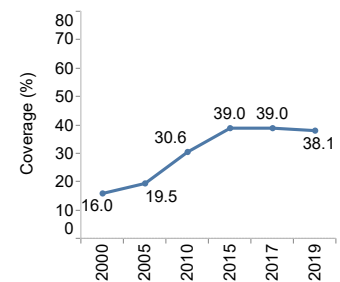


UHC (Data source: WHO 2022)

Large household expenditure on health



Coverage of essential health services



Functionality of Health System (Health Outputs)

Health services index (Data source: WHO/AFRO 2022)



Health System

Human resource (Data source: WHO/AFRO 2022)

Density of specialists doctors (per 1000 population)	2018	5.4
Health worker density and distribution [SDG 3.c.1]	2020	
Nursing staff (including midwives/associate nurses) (per 10,000 pop)	2020	7.8

Master facility list (Data source: WHO/AFRO 2022, Country data 2020)

Health facility density and distribution (per 10,000 pop.)	2020	
Health infrastructure readiness	2020	
Number of hospital beds	2020	27,892
Number of ICU Beds	2021	607

Funds

Health financing (Data source: WHO/AFRO 2022)

Domestic general government health expenditure (GGHE-D) as percentage of general government expenditure (GGE) (%)	2018	4.8
Domestic Health Expenditure (DOM) as % of Current Health Expenditure (CHE)	2019	64.0
External Health Expenditure (EXT) as % of Current Health Expenditure (CHE)	2019	35.9
National budget allocated to health (%)	2019	4.8
Total current health expenditure (CHE) as percentage of gross domestic product (GDP) (%)	2019	3.2

Overview

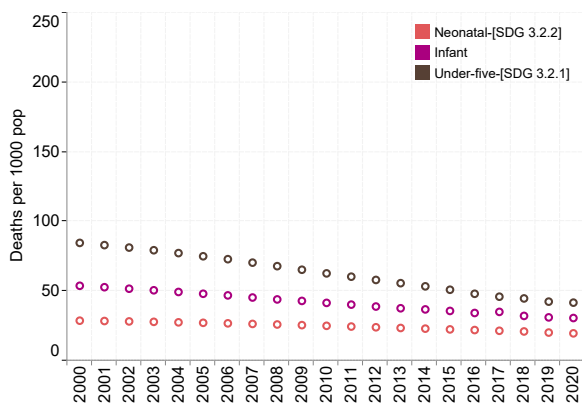
Demographics and socioeconomics (Data source: WHO 2022; UNDP 2022; The WorldBank 2022)

Total surface area (000's sq.km)	2020	257.67	Demographic growth (%)	2020	2.42
GDP growth (annual %)	2020	-3.68	Density of population (people per sq.km)	2020	8.64
GDP per capita (Per capita in US\$)	2020	6,881.72	Inflation rate (%)	2020	1.18
Human Development Index	2020	0.70	Number of health districts	2020	51.00
Population size (in thousands)	2020	2,225.73	Number of Regions or Provinces	2020	10.00
			Poverty rate (%)	2020	33.40

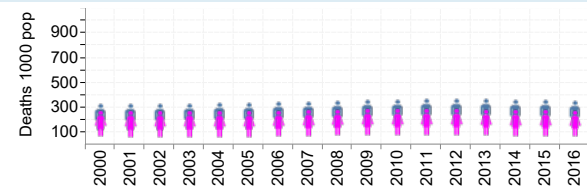
Health Impact

Age based mortality (Data source: WHO 2022)

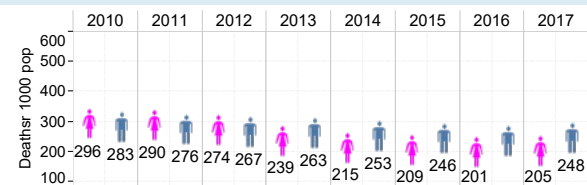
Under-five, Infant and neonatal mortality rates



Adolescent mortality rate

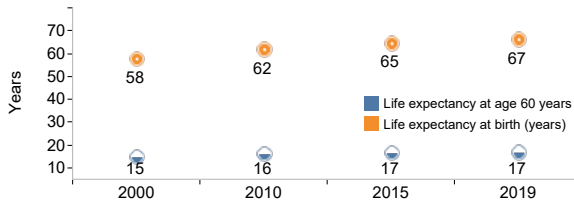


Adult mortality rate



Life expectancy (LE)

(Data source: WHO 2022)



Healthy life expectancy at birth (HALE)

(Data source: WHO 2022)



Disease based incidence/prevalence

(Data source: WHO 2022; UNAIDS 2022)

Hepatitis B incidence per 100 000 population [SDG 3.3.4]	2020	
Hepatitis B surface antigen prevalence (%)	2020	9
HIV prevalence among adults aged 15-49 years (%)	2020	4
HIV incidence rate (per 1000 population)	2020	2
Malaria incidence rate (per 1000 pop. at risk) [SDG 3.3.3]	2020	216
Malaria parasite prevalence among children aged 6-59 months (%)	2020	

Mortality by cause

(Data source: WHO 2022)

Death rate due to road traffic injuries/100 000 pop [SDG 3.6.1]	12.1 (Female), 35.2 (Male)
Mortality rate attributed to exposure to unsafe WASH services/100 000 pop [SDG 3.9.2]	18.6 (Female), 22.5 (Male)
Mortality rate attributed to unintentional poisoning/100000 pop [SDG 3.9.3]	
Number of victims of intentional homicide/100 000 pop	
Premature NCD mortality/100 000 pop [SDG 3.4.1]	
Suicide rate/100 000 pop [SDG 3.4.2]	3.2 (Female), 10.7 (Male)

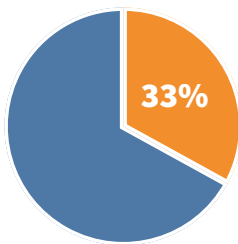
Health Outcomes

Determinants of health (Data source: WHO 2022; UNICEF/SOWC 2022)

Annual mean levels of fine particulate matter (population-weighted) - SDG 11.6.2 (µg/m³)	2016	41
Children aged 1-14 years who experienced physical punishment and/or psychological aggression by caregivers in last month (%) -SDG 16.2.1	2019	
Children under 5 years who are stunted [SDG 2.2.1] (%)	2020	14
Children under 5 years who are wasted [SDG 2.2.2] (%)	2020	3
Drinking-water services [SDG 6.1.1] (%)	2020	85
Intimate partner violence prevalence [SDG 5.2.1] (%)	2020	27
Population with primary reliance on clean fuels -[SDG 7.1.2] (%)	2018	87
Sanitation services [SDG 6.2.1a/6.2.1b] (%)	2020	50
Tobacco use among persons aged 15+ years - [SDG 3.a.1] (%)	2018	
Total alcohol per capita (15+ years) consumption [SDG 3.5.2] (litres of pure alcohol)	2018	9

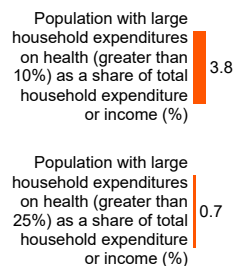
Health security

International Health Regulations (IHR) core capacities index – [SDG 3.d.1] Source: WHO/AFRO 2022

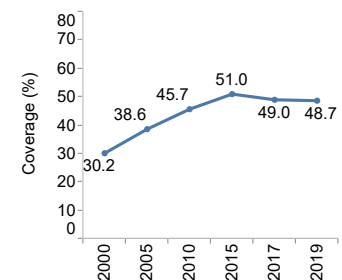


UHC (Data source: WHO 2022)

Large household expenditure on health



Coverage of essential health services



Functionality of Health System (Health Outputs)

Health services index (Data source: WHO/AFRO 2022)



Health System

Human resource (Data source: WHO/AFRO 2022)

Density of specialists doctors (per 1000 population)	2018	0.8
Health worker density and distribution [SDG 3.c.1]	2020	
Nursing staff (including midwives/associate nurses) (per 10,000 pop)	2020	21.1

Master facility list (Data source: WHO/AFRO 2022)

Health facility density and distribution (per 10,000 pop.)	2020	
Health infrastructure readiness	2020	
Number of hospital beds	2020	
Number of ICU Beds	2021	127.0

Funds

Health financing (Data source: WHO/AFRO 2022)

Domestic general government health expenditure (GGHE-D) as percentage of general government expenditure (GGE) (%)	2018	9.4
Domestic Health Expenditure (DOM) as % of Current Health Expenditure (CHE)	2019	98.7
External Health Expenditure (EXT) as % of Current Health Expenditure (CHE)	2019	1.2
National budget allocated to health (%)	2019	9.4
Total current health expenditure (CHE) as percentage of gross domestic product (GDP) (%)	2019	2.8

Overview

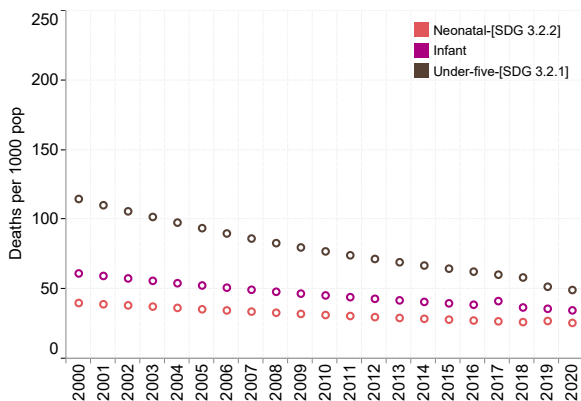
Demographics and socioeconomics (Data source: WHO 2022; UNDP 2022; The WorldBank 2022)

Total surface area (000's sq.km)	2020	10.12	Demographic growth (%)	2020	2.90
GDP growth (annual %)	2020	3.45	Density of population (people per sq.km)	2020	238.80
GDP per capita (Per capita in US\$)	2020	773.00	Inflation rate (%)	2020	5.93
Human Development Index	2020	0.50	Number of health districts	2020	7.00
Population size (in thousands)	2020	2,416.66	Number of Regions or Provinces	2020	7.00
			Poverty rate (%)	2020	48.60

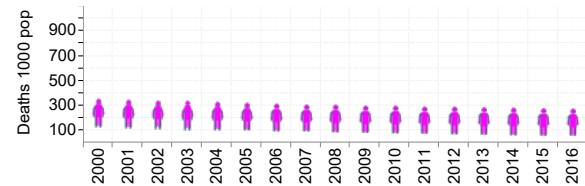
Health Impact

Age based mortality (Data source: WHO 2022)

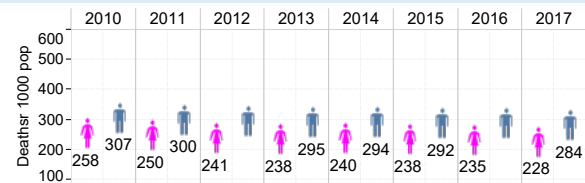
Under-five, Infant and neonatal mortality rates



Adolescent mortality rate

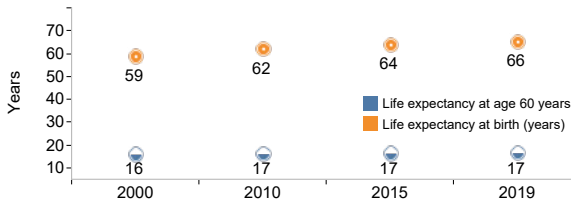


Adult mortality rate



Life expectancy (LE)

(Data source: WHO 2022)



Healthy life expectancy at birth (HALE)

(Data source: WHO 2022)



Disease based incidence/prevalence

(Data source: WHO 2022; UNAIDS 2022)

Hepatitis B incidence per 100 000 population [SDG 3.3.4]	2020	
Hepatitis B surface antigen prevalence (%)	2020	6
HIV prevalence among adults aged 15-49 years (%)	2020	2
Malaria incidence rate (per 1000 pop. at risk) [SDG 3.3.3]	2020	87
Malaria parasite prevalence among children aged 6-59 months (%)	2020	
TB incidence rate [SDG 3.3.2] (per 100 000 population)	2020	157

Mortality by cause

(Data source: WHO 2022)

Death rate due to road traffic injuries/100 000 pop [SDG 3.6.1]	43.8
Mortality rate attributed to exposure to unsafe WASH services/100 000 pop [SDG 3.9.2]	28.4
Mortality rate attributed to unintentional poisoning/100000 pop [SDG 3.9.3]	29.7
Number of victims of intentional homicide/100 000 pop	1.5
Premature NCD mortality/100 000 pop [SDG 3.4.1]	1.9
Suicide rate/100 000 pop [SDG 3.4.2]	3.7
	5.1

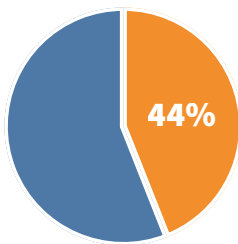
Health Outcomes

Determinants of health (Data source: WHO 2022; UNICEF/SOWC 2022)

Annual mean levels of fine particulate matter (population-weighted) - SDG 11.6.2 (µg/m³)	2016	58
Children aged 1-14 years who experienced physical punishment and/or psychological aggression by caregivers in last month (%) -SDG 16.2.1	2019	89
Children under 5 years who are stunted [SDG 2.2.1] (%)	2020	16
Children under 5 years who are wasted [SDG 2.2.2] (%)	2020	5
Drinking-water services [SDG 6.1.1] (%)	2020	81
Intimate partner violence prevalence [SDG 5.2.1] (%)	2020	7
Population with primary reliance on clean fuels -[SDG 7.1.2] (%)	2018	5
Sanitation services [SDG 6.2.1a/6.2.1b] (%)	2020	47
Tobacco use among persons aged 15+ years - [SDG 3.a.1] (%)	2018	14
Total alcohol per capita (15+ years) consumption [SDG 3.5.2] (litres of pure alcohol)	2018	4

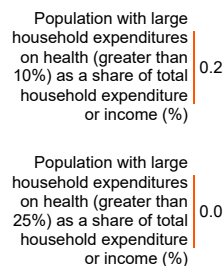
Health security

International Health Regulations (IHR) core capacities index – [SDG 3.d.1] Source: WHO/AFRO 2022

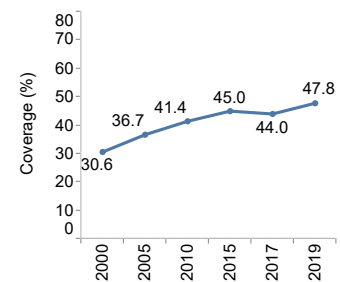


UHC (Data source: WHO 2022)

Large household expenditure on health

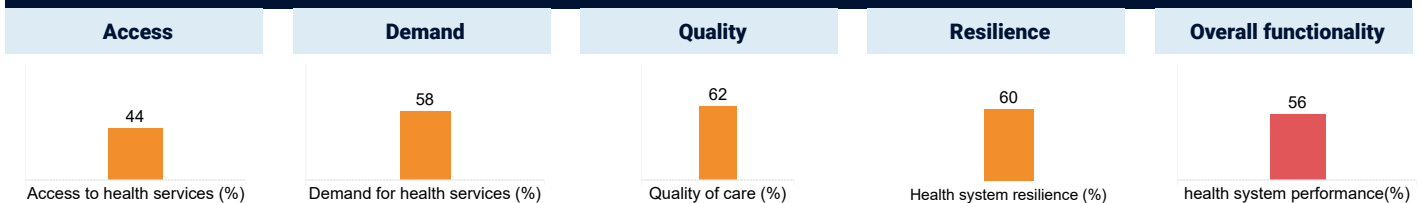


Coverage of essential health services



Functionality of Health System (Health Outputs)

Health services index (Data source: WHO/AFRO 2022)



Health System

Human resource (Data source: WHO/AFRO 2022)

Density of specialists doctors (per 1000 population)	2018	0.1
Health worker density and distribution [SDG 3.c.1]	2020	
Nursing staff (including midwives/associate nurses) (per 10,000 pop)	2020	9.5

Master facility list (Data source: WHO/AFRO 2022)

Health facility density and distribution (per 10,000 pop.)	2020	
Health infrastructure readiness	2020	
Number of hospital beds	2020	
Number of ICU Beds	2021	

Funds

Health financing (Data source: WHO/AFRO 2022)

Domestic general government health expenditure (GGHE-D) as percentage of general government expenditure (GGE) (%)	2018	4.4
Domestic Health Expenditure (DOM) as % of Current Health Expenditure (CHE)	2019	64.9
External Health Expenditure (EXT) as % of Current Health Expenditure (CHE)	2019	35.0
National budget allocated to health (%)	2019	4.4
Total current health expenditure (CHE) as percentage of gross domestic product (GDP) (%)	2019	3.8

Overview

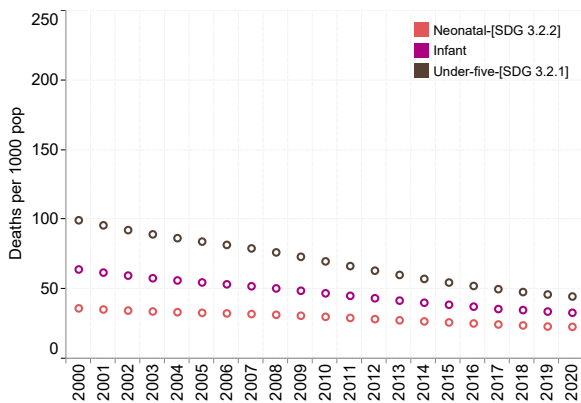
Demographics and socioeconomics (Data source: WHO 2022; UNDP 2022; The WorldBank 2022)

Total surface area (000's sq.km)	2020	227.54	Demographic growth (%)	2020	2.13
GDP growth (annual %)	2020	3.96	Density of population (people per sq.km)	2020	136.56
GDP per capita (Per capita in US\$)	2020	2,205.53	Inflation rate (%)	2020	9.89
Human Development Index	2020	0.61	Number of health districts	2020	260.00
Population size (in thousands)	2020	31,072.95	Number of Regions or Provinces	2020	16.00
			Poverty rate (%)	2020	23.40

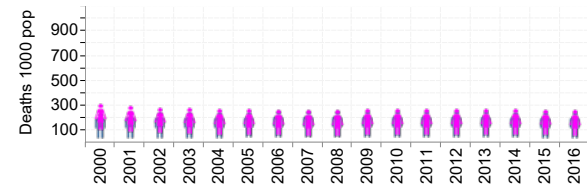
Health Impact

Age based mortality (Data source: WHO 2022)

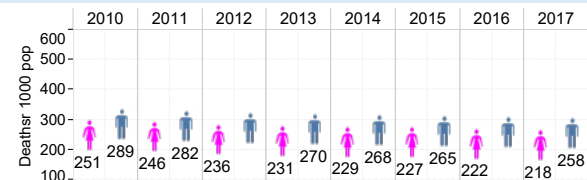
Under-five, Infant and neonatal mortality rates



Adolescent mortality rate

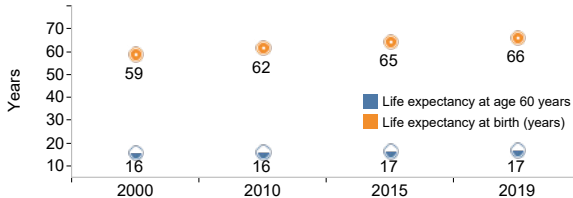


Adult mortality rate



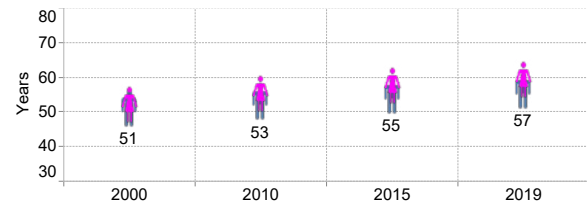
Life expectancy (LE)

(Data source: WHO 2022)



Healthy life expectancy at birth (HALE)

(Data source: WHO 2022)



Disease based incidence/prevalence

(Data source: WHO 2022; UNAIDS 2022)

Hepatitis B incidence per 100 000 population [SDG 3.3.4]	2020	
Hepatitis B surface antigen prevalence (%)	2020	9
HIV prevalence among adults aged 15-49 years (%)	2020	2
Malaria incidence rate (per 1000 pop. at risk) [SDG 3.3.3]	2020	163
Malaria parasite prevalence among children aged 6-59 months (%)	2020	
TB incidence rate [SDG 3.3.2] (per 100 000 population)	2020	143

Mortality by cause

(Data source: WHO 2022)

Death rate due to road traffic injuries/100 000 pop [SDG 3.6.1]	39.7
Mortality rate attributed to exposure to unsafe WASH services/100 000 pop [SDG 3.9.2]	19.4
Mortality rate attributed to unintentional poisoning/100000 pop [SDG 3.9.3]	1.3
Number of victims of intentional homicide/100 000 pop	1.7
Premature NCD mortality/100 000 pop [SDG 3.4.1]	
Suicide rate/100 000 pop [SDG 3.4.2]	8.7

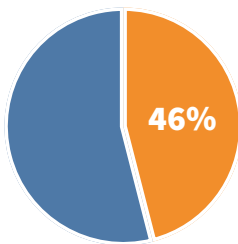
Health Outcomes

Determinants of health (Data source: WHO 2022; UNICEF/SOWC 2022)

Annual mean levels of fine particulate matter (population-weighted) - SDG 11.6.2 (µg/m³)	2016	55
Children aged 1-14 years who experienced physical punishment and/or psychological aggression by caregivers in last month (%) -SDG 16.2.1	2019	94
Children under 5 years who are stunted [SDG 2.2.1] (%)	2020	14
Children under 5 years who are wasted [SDG 2.2.2] (%)	2020	7
Drinking-water services [SDG 6.1.1] (%)	2020	86
Intimate partner violence prevalence [SDG 5.2.1] (%)	2020	19
Population with primary reliance on clean fuels -[SDG 7.1.2] (%)	2018	28
Sanitation services [SDG 6.2.1a/6.2.1b] (%)	2020	24
Tobacco use among persons aged 15+ years - [SDG 3.a.1] (%)	2018	4
Total alcohol per capita (15+ years) consumption [SDG 3.5.2] (litres of pure alcohol)	2018	3

Health security

International Health Regulations (IHR) core capacities index – [SDG 3.d.1] Source: WHO/AFRO 2022



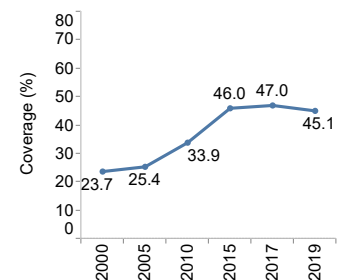
UHC (Data source: WHO 2022)

Large household expenditure on health

Population with large household expenditures on health (greater than 10%) as a share of total household expenditure or income (%) 1.3

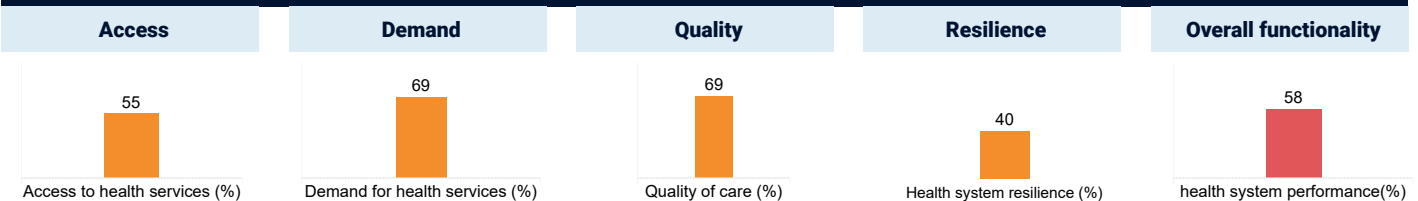
Population with large household expenditures on health (greater than 25%) as a share of total household expenditure or income (%) 0.1

Coverage of essential health services



Functionality of Health System (Health Outputs)

Health services index (Data source: WHO/AFRO 2022)



Health System

Human resource (Data source: WHO/AFRO 2022)

Density of specialists doctors (per 1000 population)	2018	1.1
Health worker density and distribution [SDG 3.c.1]	2020	
Nursing staff (including midwives/associate nurses) (per 10,000 pop)	2020	36.2

Master facility list (Data source: WHO/AFRO 2022)

Health facility density and distribution (per 10,000 pop.)	2020	
Health infrastructure readiness	2020	
Number of hospital beds	2020	
Number of ICU Beds	2021	

Funds

Health financing (Data source: WHO/AFRO 2022)

Domestic general government health expenditure (GGHE-D) as percentage of general government expenditure (GGE) (%)	2018	6.4
Domestic Health Expenditure (DOM) as % of Current Health Expenditure (CHE)	2019	87.5
External Health Expenditure (EXT) as % of Current Health Expenditure (CHE)	2019	12.4
National budget allocated to health (%)	2019	6.4
Total current health expenditure (CHE) as percentage of gross domestic product (GDP) (%)	2019	3.4

Overview

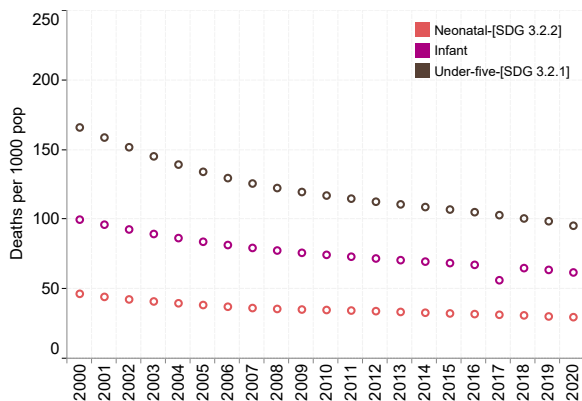
Demographics and socioeconomics (Data source: WHO 2022; UNDP 2022; The WorldBank 2022)

Total surface area (000's sq.km)	2020	245.72	Demographic growth (%)	2020	2.79
GDP growth (annual %)	2020	2.81	Density of population (people per sq.km)	2020	53.45
GDP per capita (Per capita in US\$)	2020	1,194.04	Inflation rate (%)	2020	10.60
Human Development Index	2020	0.48	Number of health districts	2020	38.00
Population size (in thousands)	2020	13,132.79	Number of Regions or Provinces	2020	8.00
			Poverty rate (%)	2020	43.70

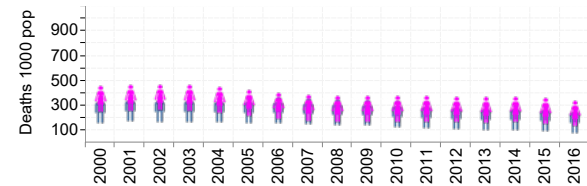
Health Impact

Age based mortality (Data source: WHO 2022)

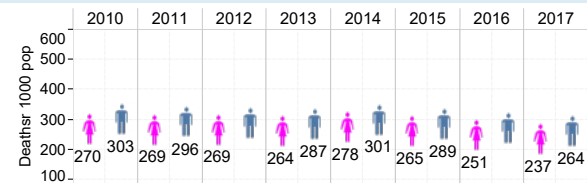
Under-five, Infant and neonatal mortality rates



Adolescent mortality rate

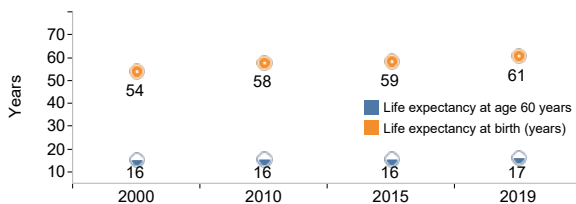


Adult mortality rate



Life expectancy (LE)

(Data source: WHO 2022)



Healthy life expectancy at birth (HALE)

(Data source: WHO 2022)



Disease based incidence/prevalence

(Data source: WHO 2022; UNAIDS 2022)

Hepatitis B incidence per 100 000 population [SDG 3.3.4]	2020	
Hepatitis B surface antigen prevalence (%)	2020	13
Malaria incidence rate (per 1000 pop. at risk) [SDG 3.3.3]	2020	320
Malaria parasite prevalence among children aged 6-59 months (%)	2020	
TB incidence rate [SDG 3.3.2] (per 100 000 population)	2020	179

Mortality by cause

(Data source: WHO 2022)

Death rate due to road traffic injuries/100 000 pop [SDG 3.6.1]	39.6
Mortality rate attributed to exposure to unsafe WASH services/100 000 pop [SDG 3.9.2]	48.3
Mortality rate attributed to unintentional poisoning/100000 pop [SDG 3.9.3]	2.1
Number of victims of intentional homicide/100 000 pop	3.0
Premature NCD mortality/100 000 pop [SDG 3.4.1]	
Suicide rate/100 000 pop [SDG 3.4.2]	5.0
	6.3

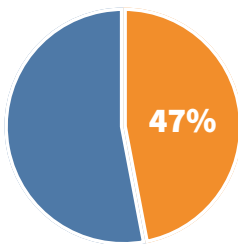
Health Outcomes

Determinants of health (Data source: WHO 2022; UNICEF/SOWC 2022)

Annual mean levels of fine particulate matter (population-weighted) - SDG 11.6.2 ($\mu\text{g}/\text{m}^3$)	2016	53
Children aged 1-14 years who experienced physical punishment and/or psychological aggression by caregivers in last month (%) - SDG 16.2.1	2019	89
Children under 5 years who are stunted [SDG 2.2.1] (%)	2020	29
Children under 5 years who are wasted [SDG 2.2.2] (%)	2020	9
Drinking-water services [SDG 6.1.1] (%)	2020	64
Intimate partner violence prevalence [SDG 5.2.1] (%)	2020	21
Population with primary reliance on clean fuels - [SDG 7.1.2] (%)	2018	5
Sanitation services [SDG 6.2.1a/6.2.1b] (%)	2020	30
Tobacco use among persons aged 15+ years - [SDG 3.a.1] (%)	2018	
Total alcohol per capita (15+ years) consumption [SDG 3.5.2] (litres of pure alcohol)	2018	1

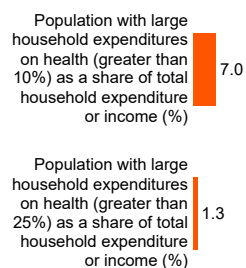
Health security

International Health Regulations (IHR) core capacities index – [SDG 3.d.1] Source: WHO/AFRO 2022

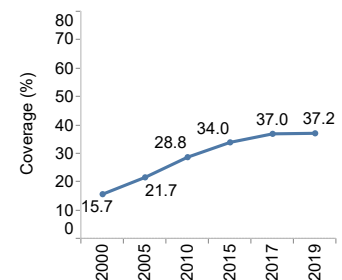


UHC (Data source: WHO 2022)

Large household expenditure on health



Coverage of essential health services



Functionality of Health System (Health Outputs)

Health services index (Data source: WHO/AFRO 2022)



Health System

Human resource (Data source: WHO/AFRO 2022)

Density of specialists doctors (per 1000 population)	2018	0.1
--	------	-----

Master facility list (Data source: WHO/AFRO 2022)

Health facility density and distribution (per 10,000 pop.)	2020	
Health infrastructure readiness	2020	
Number of hospital beds	2020	
Number of ICU Beds	2021	50.0

Funds

Health financing (Data source: WHO/AFRO 2022)

Domestic general government health expenditure (GGHE-D) as percentage of general government expenditure (GGE) (%)	2018	4.1
Domestic Health Expenditure (DOM) as % of Current Health Expenditure (CHE)	2019	90.1
External Health Expenditure (EXT) as % of Current Health Expenditure (CHE)	2019	9.9
National budget allocated to health (%)	2019	4.1
Total current health expenditure (CHE) as percentage of gross domestic product (GDP) (%)	2019	4.0

Overview

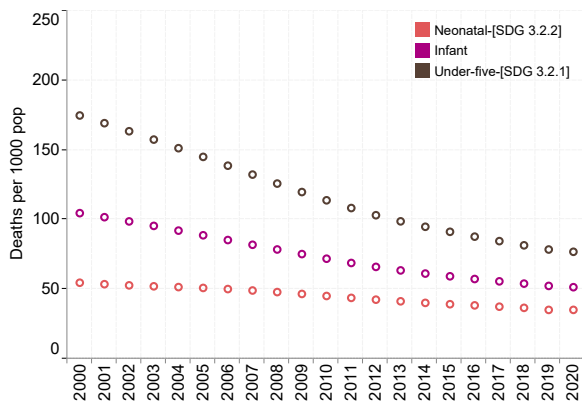
Demographics and socioeconomics (Data source: WHO 2022; UNDP 2022; The WorldBank 2022)

Total surface area (000's sq.km)	2020	28.12	Demographic growth (%)	2020	2.42
GDP growth (annual %)	2020	1.24	Density of population (people per sq.km)	2020	69.99
GDP per capita (Per capita in US\$)	2020	727.52	Number of health districts	2020	11.00
Human Development Index	2020	0.48	Number of Regions or Provinces	2020	11.00
Population size (in thousands)	2020	1,968.00	Poverty rate (%)	2020	47.70

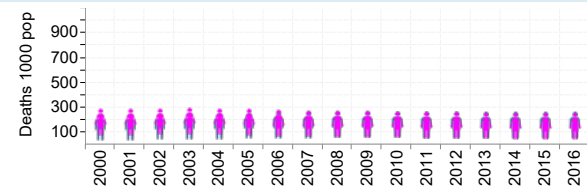
Health Impact

Age based mortality (Data source: WHO 2022)

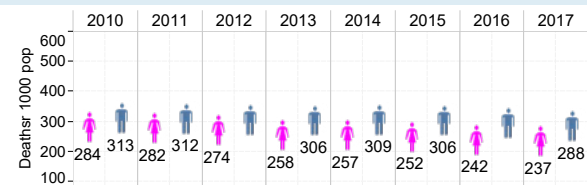
Under-five, Infant and neonatal mortality rates



Adolescent mortality rate

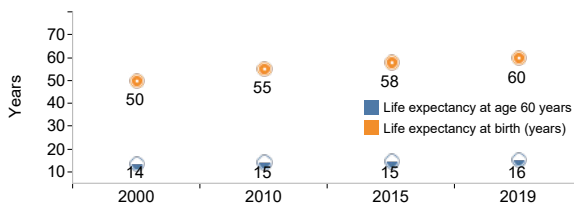


Adult mortality rate



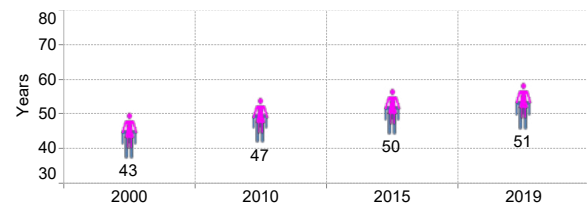
Life expectancy (LE)

(Data source: WHO 2022)



Healthy life expectancy at birth (HALE)

(Data source: WHO 2022)



Disease based incidence/prevalence

(Data source: WHO 2022; UNAIDS 2022)

Hepatitis B incidence per 100 000 population [SDG 3.3.4]	2020	
Hepatitis B surface antigen prevalence (%)	2020	5
HIV prevalence among adults aged 15-49 years (%)	2020	4
HIV incidence rate (per 1000 population)	2020	2
Malaria incidence rate (per 1000 pop. at risk) [SDG 3.3.3]	2020	89
Malaria parasite prevalence among children aged 6-59 months (%)	2020	
TB incidence rate [SDG 3.3.2] (per 100 000 population)	2020	361

Mortality by cause

(Data source: WHO 2022)

Death rate due to road traffic injuries/100 000 pop [SDG 3.6.1]	44.0
Mortality rate attributed to exposure to unsafe WASH services/100 000 pop [SDG 3.9.2]	37.7
Mortality rate attributed to unintentional poisoning/100000 pop [SDG 3.9.3]	1.5
Number of victims of intentional homicide/100 000 pop	2.2
Premature NCD mortality/100 000 pop [SDG 3.4.1]	3.3
Suicide rate/100 000 pop [SDG 3.4.2]	4.0

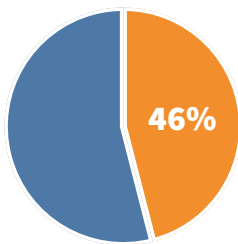
Health Outcomes

Determinants of health (Data source: WHO 2022; UNICEF/SOWC 2022)

Annual mean levels of fine particulate matter (population-weighted) - SDG 11.6.2 ($\mu\text{g}/\text{m}^3$)	2016	54
Children aged 1-14 years who experienced physical punishment and/or psychological aggression by caregivers in last month (%) -SDG 16.2.1	2019	76
Children under 5 years who are stunted [SDG 2.2.1] (%)	2020	28
Children under 5 years who are wasted [SDG 2.2.2] (%)	2020	8
Drinking-water services [SDG 6.1.1] (%)	2020	59
Intimate partner violence prevalence [SDG 5.2.1] (%)	2020	
Population with primary reliance on clean fuels -[SDG 7.1.2] (%)	2018	5
Sanitation services [SDG 6.2.1a/6.2.1b] (%)	2020	18
Tobacco use among persons aged 15+ years - [SDG 3.a.1] (%)	2018	
Total alcohol per capita (15+ years) consumption [SDG 3.5.2] (litres of pure alcohol)	2018	5

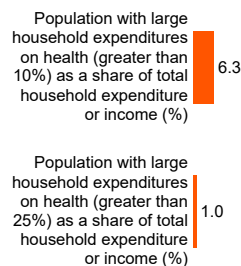
Health security

International Health Regulations (IHR) core capacities index – [SDG 3.d.1] Source: WHO/AFRO 2022

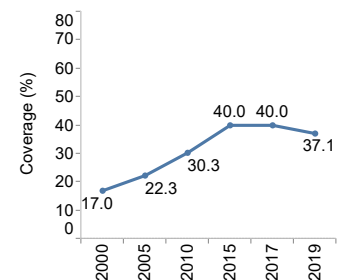


UHC (Data source: WHO 2022)

Large household expenditure on health



Coverage of essential health services



Functionality of Health System (Health Outputs)

Health services index (Data source: WHO/AFRO 2022)



Health System

Human resource (Data source: WHO/AFRO 2022)

Density of specialists doctors (per 1000 population)	2018	0.0
Health worker density and distribution [SDG 3.c.1]	2020	
Nursing staff (including midwives/associate nurses) (per 10,000 pop)	2020	13.8

Master facility list (Data source: WHO/AFRO 2022)

Health facility density and distribution (per 10,000 pop.)	2020	
Health infrastructure readiness	2020	
Number of hospital beds	2020	
Number of ICU Beds	2021	

Funds

Health financing (Data source: WHO/AFRO 2022)

Domestic general government health expenditure (GGHE-D) as percentage of general government expenditure (GGE) (%)	2018	3.0
Domestic Health Expenditure (DOM) as % of Current Health Expenditure (CHE)	2019	87.5
External Health Expenditure (EXT) as % of Current Health Expenditure (CHE)	2019	12.4
National budget allocated to health (%)	2019	3.0
Total current health expenditure (CHE) as percentage of gross domestic product (GDP) (%)	2019	8.4

Overview

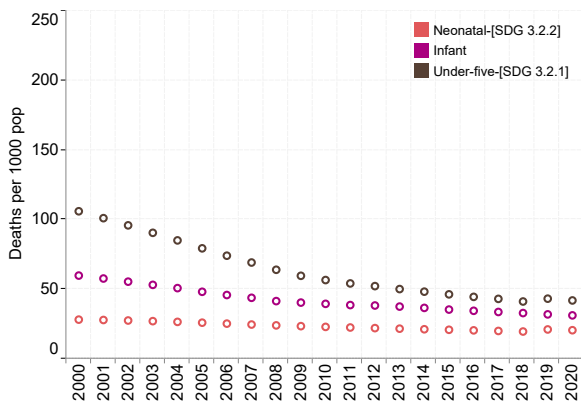
Demographics and socioeconomics (Data source: WHO 2022; UNDP 2022; The WorldBank 2022)

Total surface area (000's sq.km)	2020	569.14	Demographic growth (%)	2020	2.25
GDP growth (annual %)	2020	3.90	Density of population (people per sq.km)	2020	94.48
GDP per capita (Per capita in US\$)	2020	1,878.58	Inflation rate (%)	2020	5.41
Human Development Index	2020	0.60	Number of health districts	2020	311.00
Population size (in thousands)	2020	53,771.30	Number of Regions or Provinces	2020	47.00
			Poverty rate (%)	2020	36.10

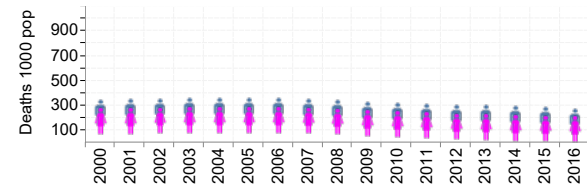
Health Impact

Age based mortality (Data source: WHO 2022)

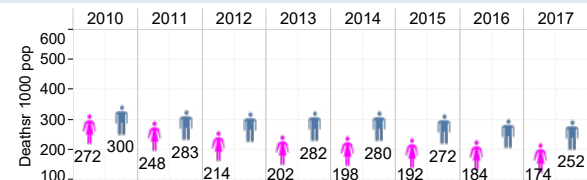
Under-five, Infant and neonatal mortality rates



Adolescent mortality rate

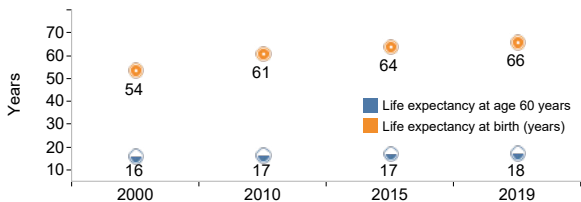


Adult mortality rate



Life expectancy (LE)

(Data source: WHO 2022)



Healthy life expectancy at birth (HALE)

(Data source: WHO 2022)



Disease based incidence/prevalence

(Data source: WHO 2022; UNAIDS 2022)

Hepatitis B incidence per 100 000 population [SDG 3.3.4]	2020	
Hepatitis B surface antigen prevalence (%)	2020	2
HIV prevalence among adults aged 15-49 years (%)	2020	5
HIV incidence rate (per 1000 population)	2020	3
Malaria incidence rate (per 1000 pop. at risk) [SDG 3.3.3]	2020	51
Malaria parasite prevalence among children aged 6-59 months (%)	2020	
TB incidence rate [SDG 3.3.2] (per 100 000 population)	2020	259

Mortality by cause

(Data source: WHO 2022)

Death rate due to road traffic injuries/100 000 pop [SDG 3.6.1]	42.4
Mortality rate attributed to exposure to unsafe WASH services/100 000 pop [SDG 3.9.2]	52.6
Mortality rate attributed to unintentional poisoning/100000 pop [SDG 3.9.3]	1.1
Number of victims of intentional homicide/100 000 pop	1.8
Premature NCD mortality/100 000 pop [SDG 3.4.1]	
Suicide rate/100 000 pop [SDG 3.4.2]	5.1

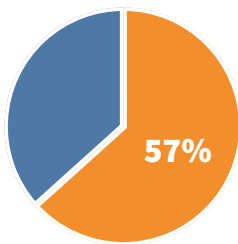
Health Outcomes

Determinants of health (Data source: WHO 2022; UNICEF/SOWC 2022)

Annual mean levels of fine particulate matter (population-weighted) - SDG 11.6.2 ($\mu\text{g}/\text{m}^3$)	2016	27
Children aged 1-14 years who experienced physical punishment and/or psychological aggression by caregivers in last month (%) -SDG 16.2.1	2019	
Children under 5 years who are stunted [SDG 2.2.1] (%)	2020	19
Children under 5 years who are wasted [SDG 2.2.2] (%)	2020	4
Drinking-water services [SDG 6.1.1] (%)	2020	62
Intimate partner violence prevalence [SDG 5.2.1] (%)	2020	26
Population with primary reliance on clean fuels -[SDG 7.1.2] (%)	2018	10
Sanitation services [SDG 6.2.1a/6.2.1b] (%)	2020	33
Tobacco use among persons aged 15+ years - [SDG 3.a.1] (%)	2018	12
Total alcohol per capita (15+ years) consumption [SDG 3.5.2] (litres of pure alcohol)	2018	3

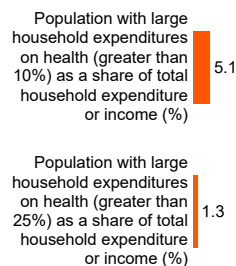
Health security

International Health Regulations (IHR) core capacities index – [SDG 3.d.1] Source: WHO/AFRO 2022

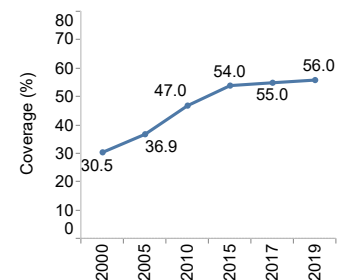


UHC (Data source: WHO 2022)

Large household expenditure on health



Coverage of essential health services



Functionality of Health System (Health Outputs)

Health services index (Data source: WHO/AFRO 2022)



Health System

Human resource (Data source: WHO/AFRO 2022)

Density of specialists doctors (per 1000 population)	2018	2.4
Health worker density and distribution [SDG 3.c.1]	2020	
Nursing staff (including midwives/associate nurses) (per 10,000 pop)	2020	11.7

Master facility list (Data source: WHO/AFRO 2022)

Health facility density and distribution (per 10,000 pop.)	2020	2.7
Health infrastructure readiness (per 10,000 pop.)	2020	15
Number of hospital beds	2020	
Number of ICU Beds	2021	

Funds

Health financing (Data source: WHO/AFRO 2022)

Domestic general government health expenditure (GGHE-D) as percentage of general government expenditure (GGE) (%)	2018	8.5
Domestic Health Expenditure (DOM) as % of Current Health Expenditure (CHE)	2019	84.4
External Health Expenditure (EXT) as % of Current Health Expenditure (CHE)	2019	15.5
National budget allocated to health (%)	2019	8.6
Total current health expenditure (CHE) as percentage of gross domestic product (GDP) (%)	2019	4.6

Overview

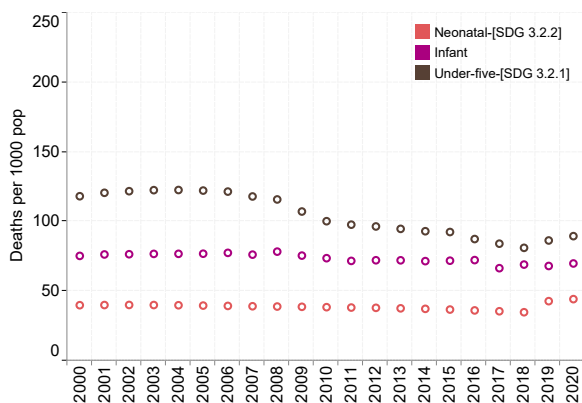
Demographics and socioeconomics (Data source: WHO 2022; UNDP 2022; The WorldBank 2022)

Total surface area (000's sq.km)	2020	30.36	Demographic growth (%)	2020	0.80
GDP growth (annual %)	2020	0.40	Density of population (people per sq.km)	2020	70.56
GDP per capita (Per capita in US\$)	2020	875.35	Inflation rate (%)	2020	4.98
Human Development Index	2020	0.53	Number of health districts	2020	10.00
Population size (in thousands)	2020	2,142.25	Number of Regions or Provinces	2020	10.00
			Poverty rate (%)	2020	49.70

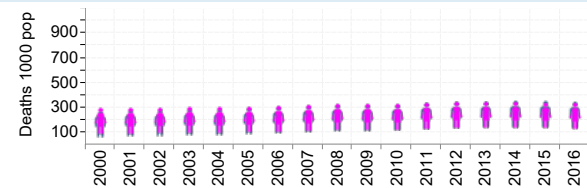
Health Impact

Age based mortality (Data source: WHO 2022)

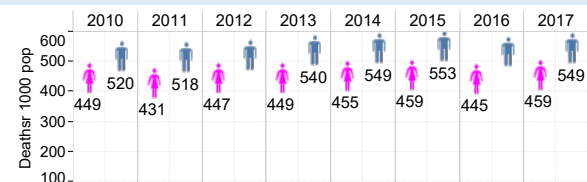
Under-five, Infant and neonatal mortality rates



Adolescent mortality rate

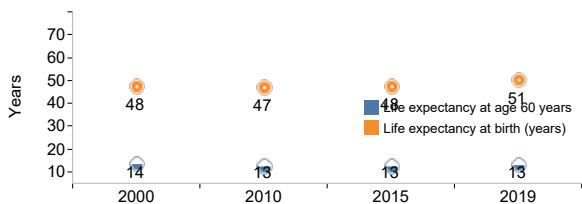


Adult mortality rate



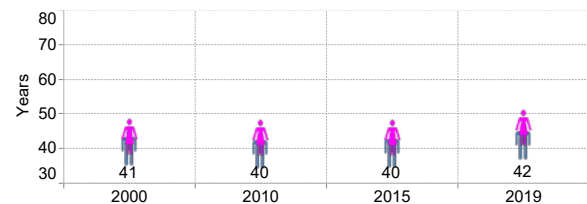
Life expectancy (LE)

(Data source: WHO 2022)



Healthy life expectancy at birth (HALE)

(Data source: WHO 2022)



Disease based incidence/prevalence

(Data source: WHO 2022; UNAIDS 2022)

Hepatitis B incidence per 100 000 population [SDG 3.3.4]	2020	
Hepatitis B surface antigen prevalence (%)	2020	5
HIV incidence rate per 1000 uninfected population [SDG 3.3.1]	2020	5
HIV prevalence among adults aged 15-49 years (%)	2020	24
HIV incidence rate (per 1000 population)	2020	16
Malaria incidence rate (per 1000 pop. at risk) [SDG 3.3.3]	2020	
Malaria parasite prevalence among children aged 6-59 months (%)	2020	

Mortality by cause

(Data source: WHO 2022)

Death rate due to road traffic injuries/100 000 pop [SDG 3.6.1]	13.7 (Female), 50.6 (Male)
Mortality rate attributed to exposure to unsafe WASH services/100 000 pop [SDG 3.9.2]	49.8 (Female), 44.4 (Male)
Mortality rate attributed to unintentional poisoning/100000 pop [SDG 3.9.3]	3.3 (Female), 3.1 (Male)
Number of victims of intentional homicide/100 000 pop	
Premature NCD mortality/100 000 pop [SDG 3.4.1]	
Suicide rate/100 000 pop [SDG 3.4.2]	24.4 (Female), 21.2 (Male)

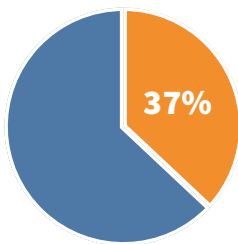
Health Outcomes

Determinants of health (Data source: WHO 2022; UNICEF/SOWC 2022)

Annual mean levels of fine particulate matter (population-weighted) - SDG 11.6.2 ($\mu\text{g}/\text{m}^3$)	2016	24
Children aged 1-14 years who experienced physical punishment and/or psychological aggression by caregivers in last month (%) - SDG 16.2.1	2019	76
Children under 5 years who are stunted [SDG 2.2.1] (%)	2020	32
Children under 5 years who are wasted [SDG 2.2.2] (%)	2020	2
Drinking-water services [SDG 6.1.1] (%)	2020	72
Intimate partner violence prevalence [SDG 5.2.1] (%)	2020	16
Population with primary reliance on clean fuels - [SDG 7.1.2] (%)	2018	39
Sanitation services [SDG 6.2.1a/6.2.1b] (%)	2020	50
Tobacco use among persons aged 15+ years - [SDG 3.a.1] (%)	2018	30
Total alcohol per capita (15+ years) consumption [SDG 3.5.2] (litres of pure alcohol)	2018	5

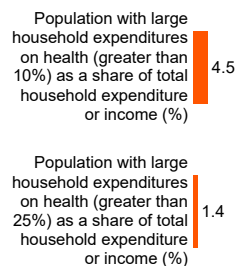
Health security

International Health Regulations (IHR) core capacities index - [SDG 3.d.1] Source: WHO/AFRO 2022

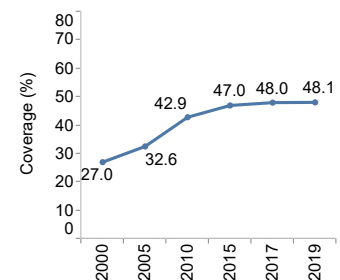


UHC (Data source: WHO 2022)

Large household expenditure on health



Coverage of essential health services



Functionality of Health System (Health Outputs)

Health services index (Data source: WHO/AFRO 2022)



Health System

Human resource (Data source: WHO/AFRO 2022)

Density of specialists doctors (per 1000 population)	2018	0.2
Health worker density and distribution [SDG 3.c.1]	2020	
Nursing staff (including midwives/associate nurses) (per 10,000 pop)	2020	32.6

Master facility list (Data source: WHO/AFRO 2022)

Health facility density and distribution (per 10,000 pop.)	2020	
Health infrastructure readiness	2020	
Number of hospital beds	2020	
Number of ICU Beds	2021	

Funds

Health financing (Data source: WHO/AFRO 2022)

Domestic general government health expenditure (GGHE-D) as percentage of general government expenditure (GGE) (%)	2018	11.5
Domestic Health Expenditure (DOM) as % of Current Health Expenditure (CHE)	2019	74.1
External Health Expenditure (EXT) as % of Current Health Expenditure (CHE)	2019	25.8
National budget allocated to health (%)	2019	11.6
Total current health expenditure (CHE) as percentage of gross domestic product (GDP) (%)	2019	11.3

Overview

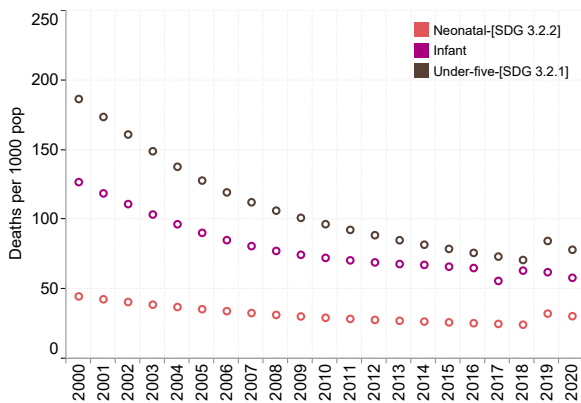
Demographics and socioeconomics (Data source: WHO 2022; UNDP 2022; The WorldBank 2022)

Total surface area (000's sq.km)	2020	96.32	Demographic growth (%)	2020	2.41
GDP growth (annual %)	2020	-2.30	Density of population (people per sq.km)	2020	52.51
GDP per capita (Per capita in US\$)	2020	632.94	Number of health districts	2020	15.00
Human Development Index	2020	0.48	Number of Regions or Provinces	2020	15.00
Population size (in thousands)	2020	5,057.68	Poverty rate (%)	2020	50.90

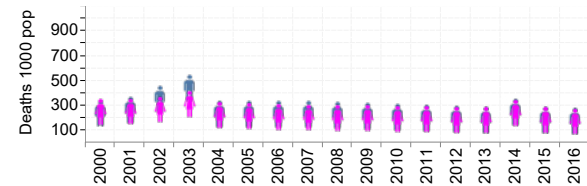
Health Impact

Age based mortality (Data source: WHO 2022)

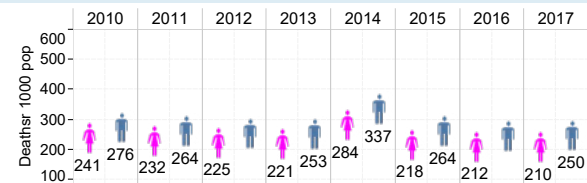
Under-five, Infant and neonatal mortality rates



Adolescent mortality rate

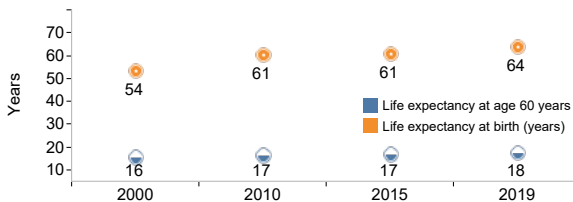


Adult mortality rate



Life expectancy (LE)

(Data source: WHO 2022)



Healthy life expectancy at birth (HALE)

(Data source: WHO 2022)



Disease based incidence/prevalence

(Data source: WHO 2022; UNAIDS 2022)

Hepatitis B incidence per 100 000 population [SDG 3.3.4]	2020	
Hepatitis B surface antigen prevalence (%)	2020	15
Malaria incidence rate (per 1000 pop. at risk) [SDG 3.3.3]	2020	358
Malaria parasite prevalence among children aged 6-59 months (%)	2020	45
TB incidence rate [SDG 3.3.2] (per 100 000 population)	2020	314

Mortality by cause

(Data source: WHO 2022)

Death rate due to road traffic injuries/100 000 pop [SDG 3.6.1]	52.7
Mortality rate attributed to exposure to unsafe WASH services/100 000 pop [SDG 3.9.2]	43.5
Mortality rate attributed to unintentional poisoning/100000 pop [SDG 3.9.3]	1.1 (Female), 1.8 (Male)
Number of victims of intentional homicide/100 000 pop	
Premature NCD mortality/100 000 pop [SDG 3.4.1]	
Suicide rate/100 000 pop [SDG 3.4.2]	6.6 (Female), 6.8 (Male)

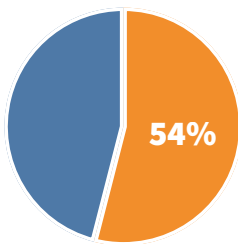
Health Outcomes

Determinants of health (Data source: WHO 2022; UNICEF/SOWC 2022)

Children aged 1-14 years who experienced physical punishment and/or psychological aggression by caregivers in last month (%)-SDG 16.2.1	2019	
Children under 5 years who are stunted [SDG 2.2.1] (%)	2020	28
Children under 5 years who are wasted [SDG 2.2.2] (%)	2020	3
Drinking-water services [SDG 6.1.1] (%)	2020	75
Intimate partner violence prevalence [SDG 5.2.1] (%)	2020	27
Population with primary reliance on clean fuels -[SDG 7.1.2] (%)	2018	5
Sanitation services [SDG 6.2.1a/6.2.1b] (%)	2020	18
Tobacco use among persons aged 15+ years - [SDG 3.a.1] (%)	2018	8
Total alcohol per capita (15+ years) consumption [SDG 3.5.2] (litres of pure alcohol)	2018	6

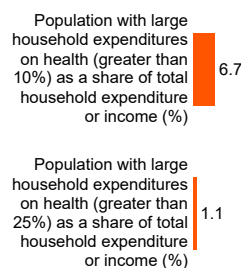
Health security

International Health Regulations (IHR) core capacities index – [SDG 3.d.1] Source: WHO/AFRO 2022

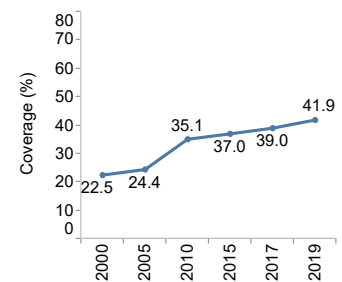


UHC (Data source: WHO 2022)

Large household expenditure on health



Coverage of essential health services



Functionality of Health System (Health Outputs)

Health services index (Data source: WHO/AFRO 2022)



Health System

Human resource (Data source: WHO/AFRO 2022)

Density of specialists doctors (per 1000 population)	2018	0.0
Health worker density and distribution [SDG 3.c.1]	2020	
Nursing staff (including midwives/associate nurses) (per 10,000 pop)	2020	19.5

Master facility list (Data source: WHO/AFRO 2022)

Health facility density and distribution (per 10,000 pop.)	2020	1.8
Health infrastructure readiness	2020	69.0
Number of hospital beds	2020	
Number of ICU Beds	2021	47.0

Funds

Health financing (Data source: WHO/AFRO 2022)

Domestic general government health expenditure (GGHE-D) as percentage of general government expenditure (GGE) (%)	2018	5.2
Domestic Health Expenditure (DOM) as % of Current Health Expenditure (CHE)	2019	74.7
External Health Expenditure (EXT) as % of Current Health Expenditure (CHE)	2019	25.2
National budget allocated to health (%)	2019	5.2
Total current health expenditure (CHE) as percentage of gross domestic product (GDP) (%)	2019	8.5

Overview

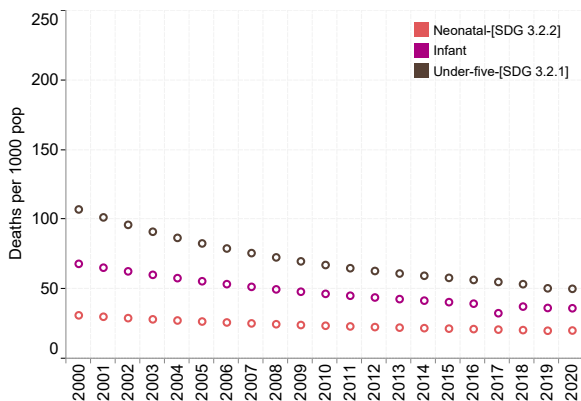
Demographics and socioeconomics (Data source: WHO 2022; UNDP 2022; The WorldBank 2022)

Total surface area (000's sq.km)	2020	581.80	Demographic growth (%)	2020	2.64
GDP growth (annual %)	2020	1.81	Density of population (people per sq.km)	2020	47.60
GDP per capita (Per capita in US\$)	2020	471.49	Inflation rate (%)	2020	4.20
Human Development Index	2020	0.53	Number of health districts	2020	114.00
Population size (in thousands)	2020	27,691.02	Number of Regions or Provinces	2020	22.00
			Poverty rate (%)	2020	70.70

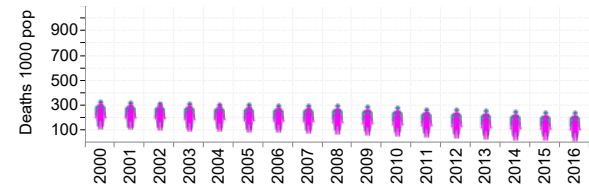
Health Impact

Age based mortality (Data source: WHO 2022)

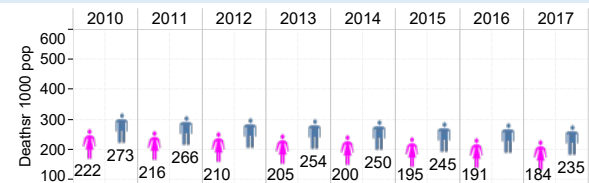
Under-five, Infant and neonatal mortality rates



Adolescent mortality rate

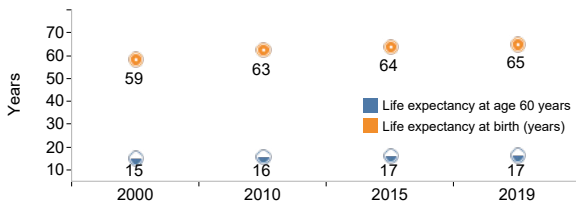


Adult mortality rate



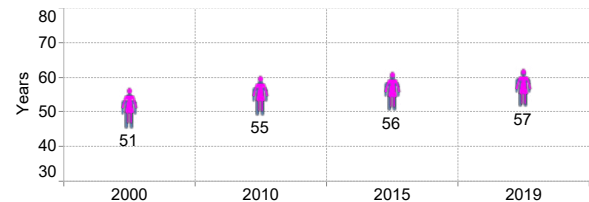
Life expectancy (LE)

(Data source: WHO 2022)



Healthy life expectancy at birth (HALE)

(Data source: WHO 2022)



Disease based incidence/prevalence

(Data source: WHO 2022; UNAIDS 2022)

Hepatitis B incidence per 100 000 population [SDG 3.3.4]	2020	
Hepatitis B surface antigen prevalence (%)	2020	8
Malaria incidence rate (per 1000 pop. at risk) [SDG 3.3.3]	2020	134
Malaria parasite prevalence among children aged 6-59 months (%)	2020	
TB incidence rate [SDG 3.3.2] (per 100 000 population)	2020	238

Mortality by cause

(Data source: WHO 2022)

Death rate due to road traffic injuries/100 000 pop [SDG 3.6.1]	38.4
Mortality rate attributed to exposure to unsafe WASH services/100 000 pop [SDG 3.9.2]	29.7
Mortality rate attributed to unintentional poisoning/100000 pop [SDG 3.9.3]	3.3
Number of victims of intentional homicide/100 000 pop	2.6
Premature NCD mortality/100 000 pop [SDG 3.4.1]	5.6
Suicide rate/100 000 pop [SDG 3.4.2]	5.6

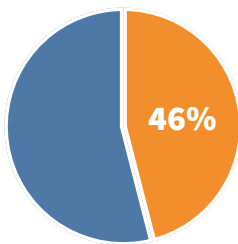
Health Outcomes

Determinants of health (Data source: WHO 2022; UNICEF/SOWC 2022)

Annual mean levels of fine particulate matter (population-weighted) - SDG 11.6.2 ($\mu\text{g}/\text{m}^3$)	2016	17
Children aged 1-14 years who experienced physical punishment and/or psychological aggression by caregivers in last month (%) -SDG 16.2.1	2019	86
Children under 5 years who are stunted [SDG 2.2.1] (%)	2020	40
Children under 5 years who are wasted [SDG 2.2.2] (%)	2020	6
Drinking-water services [SDG 6.1.1] (%)	2020	53
Intimate partner violence prevalence [SDG 5.2.1] (%)	2020	
Population with primary reliance on clean fuels -[SDG 7.1.2] (%)	2018	5
Sanitation services [SDG 6.2.1a/6.2.1b] (%)	2020	12
Tobacco use among persons aged 15+ years - [SDG 3.a.1] (%)	2018	29
Total alcohol per capita (15+ years) consumption [SDG 3.5.2] (litres of pure alcohol)	2018	2

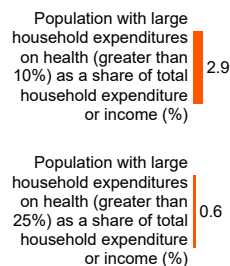
Health security

International Health Regulations (IHR) core capacities index – [SDG 3.d.1] Source: WHO/AFRO 2022

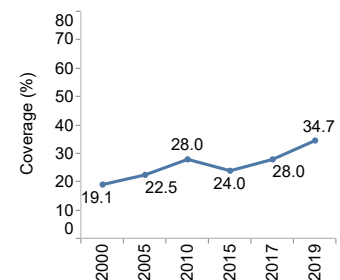


UHC (Data source: WHO 2022)

Large household expenditure on health



Coverage of essential health services



Functionality of Health System (Health Outputs)

Health services index (Data source: WHO/AFRO 2022)



Health System

Human resource (Data source: WHO/AFRO 2022)

Density of specialists doctors (per 1000 population)	2018	0.6
Health worker density and distribution [SDG 3.c.1]	2020	
Nursing staff (including midwives/associate nurses) (per 10,000 pop)	2020	3.0

Master facility list (Data source: WHO/AFRO 2022)

Health facility density and distribution (per 10,000 pop.)	2020	
Health infrastructure readiness	2020	
Number of hospital beds	2020	
Number of ICU Beds	2021	414.0

Funds

Health financing (Data source: WHO/AFRO 2022)

Domestic general government health expenditure (GGHE-D) as percentage of general government expenditure (GGE) (%)	2018	10.4
Domestic Health Expenditure (DOM) as % of Current Health Expenditure (CHE)	2019	70.0
External Health Expenditure (EXT) as % of Current Health Expenditure (CHE)	2019	29.9
National budget allocated to health (%)	2019	10.5
Total current health expenditure (CHE) as percentage of gross domestic product (GDP) (%)	2019	3.7

Overview

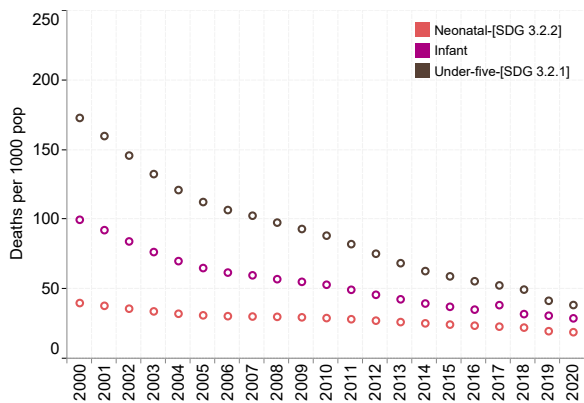
Demographics and socioeconomics (Data source: WHO 2022; UNDP 2022; The WorldBank 2022)

Total surface area (000's sq.km)	2020	94.28	Demographic growth (%)	2020	2.66
GDP growth (annual %)	2020	1.30	Density of population (people per sq.km)	2020	202.91
GDP per capita (Per capita in US\$)	2020	636.82	Inflation rate (%)	2020	8.63
Human Development Index	2020	0.48	Number of health districts	2020	28.00
Population size (in thousands)	2020	19,129.96	Number of Regions or Provinces	2020	3.00
			Poverty rate (%)	2020	50.70

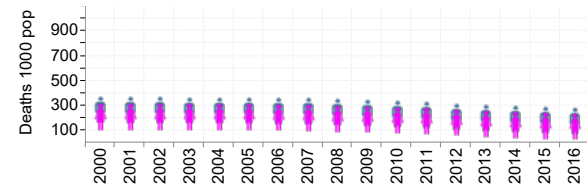
Health Impact

Age based mortality (Data source: WHO 2022)

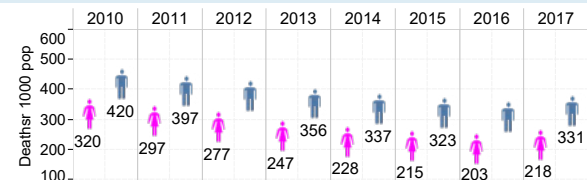
Under-five, Infant and neonatal mortality rates



Adolescent mortality rate

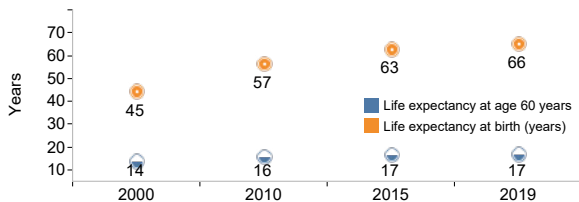


Adult mortality rate



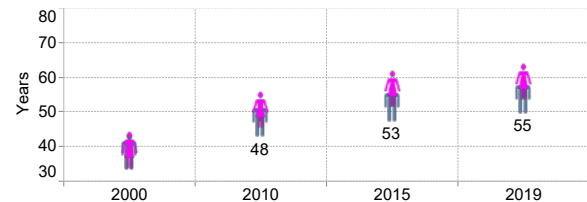
Life expectancy (LE)

(Data source: WHO 2022)



Healthy life expectancy at birth (HALE)

(Data source: WHO 2022)



Disease based incidence/prevalence

(Data source: WHO 2022; UNAIDS 2022)

Hepatitis B incidence per 100 000 population [SDG 3.3.4]	2020	
Hepatitis B surface antigen prevalence (%)	2020	7
HIV prevalence among adults aged 15-49 years (%)	2020	9
HIV incidence rate (per 1000 population)	2020	6
Malaria incidence rate (per 1000 pop. at risk) [SDG 3.3.3]	2020	229
Malaria parasite prevalence among children aged 6-59 months (%)	2020	
TB incidence rate [SDG 3.3.2] (per 100 000 population)	2020	141

Mortality by cause

(Data source: WHO 2022)

Indicator	Female	Male	Both sexes
Death rate due to road traffic injuries/100 000 pop [SDG 3.6.1]	15.4	51.9	
Mortality rate attributed to exposure to unsafe WASH services/100 000 pop [SDG 3.9.2]	27.5	28.3	
Mortality rate attributed to unintentional poisoning/100000 pop [SDG 3.9.3]	1.5	2.0	
Number of victims of intentional homicide/100 000 pop			
Premature NCD mortality/100 000 pop [SDG 3.4.1]			
Suicide rate/100 000 pop [SDG 3.4.2]	5.8		

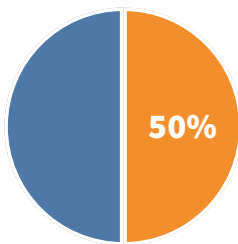
Health Outcomes

Determinants of health (Data source: WHO 2022; UNICEF/SOWC 2022)

Annual mean levels of fine particulate matter (population-weighted) - SDG 11.6.2 ($\mu\text{g}/\text{m}^3$)	2016	26
Children aged 1-14 years who experienced physical punishment and/or psychological aggression by caregivers in last month (%) -SDG 16.2.1	2019	72
Children under 5 years who are stunted [SDG 2.2.1] (%)	2020	37
Children under 5 years who are wasted [SDG 2.2.2] (%)	2020	1
Drinking-water services [SDG 6.1.1] (%)	2020	70
Intimate partner violence prevalence [SDG 5.2.1] (%)	2020	24
Population with primary reliance on clean fuels -[SDG 7.1.2] (%)	2018	5
Sanitation services [SDG 6.2.1a/6.2.1b] (%)	2020	27
Tobacco use among persons aged 15+ years - [SDG 3.a.1] (%)	2018	13
Total alcohol per capita (15+ years) consumption [SDG 3.5.2] (litres of pure alcohol)	2018	4

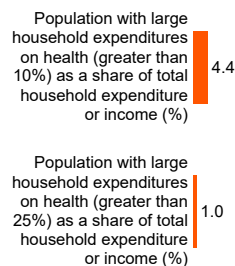
Health security

International Health Regulations (IHR) core capacities index – [SDG 3.d.1] Source: WHO/AFRO 2022

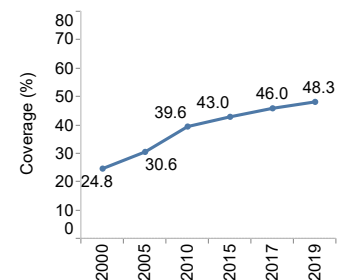


UHC (Data source: WHO 2022)

Large household expenditure on health



Coverage of essential health services



Functionality of Health System (Health Outputs)

Health services index (Data source: WHO/AFRO 2022)



Health System

Human resource (Data source: WHO/AFRO 2022)

Density of specialists doctors (per 1000 population)	2018	0.2
Health worker density and distribution [SDG 3.c.1]	2020	
Nursing staff (including midwives/associate nurses) (per 10,000 pop)	2020	7.1

Master facility list (Data source: WHO/AFRO 2022)

Health facility density and distribution (per 10,000 pop.)	2020	
Health infrastructure readiness	2020	
Number of hospital beds	2020	
Number of ICU Beds	2021	20.0

Funds

Health financing (Data source: WHO/AFRO 2022)

Domestic general government health expenditure (GGHE-D) as percentage of general government expenditure (GGE) (%)	2018	9.8
Domestic Health Expenditure (DOM) as % of Current Health Expenditure (CHE)	2019	46.7
External Health Expenditure (EXT) as % of Current Health Expenditure (CHE)	2019	53.2
National budget allocated to health (%)	2019	9.8
Total current health expenditure (CHE) as percentage of gross domestic product (GDP) (%)	2019	7.4

Overview

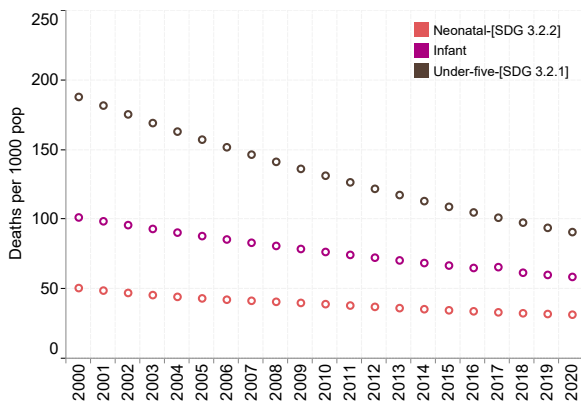
Demographics and socioeconomics (Data source: WHO 2022; UNDP 2022; The WorldBank 2022)

Total surface area (000's sq.km)	2020	1,220.19	Demographic growth (%)	2020	2.97
GDP growth (annual %)	2020	3.52	Density of population (people per sq.km)	2020	16.60
GDP per capita (Per capita in US\$)	2020	862.45	Inflation rate (%)	2020	0.44
Human Development Index	2020	0.43	Number of health districts	2020	75.00
Population size (in thousands)	2020	20,250.83	Number of Regions or Provinces	2020	11.00
			Poverty rate (%)	2020	41.90

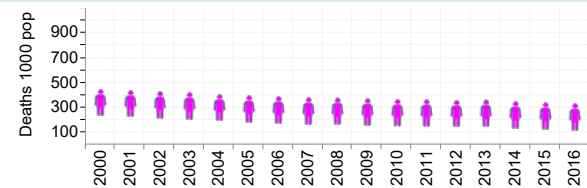
Health Impact

Age based mortality (Data source: WHO 2022)

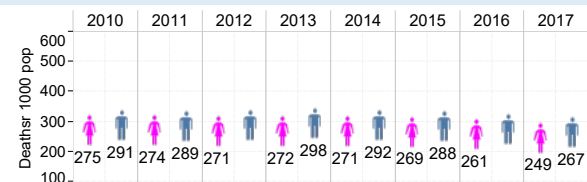
Under-five, Infant and neonatal mortality rates



Adolescent mortality rate

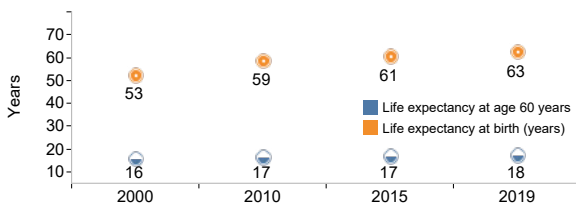


Adult mortality rate



Life expectancy (LE)

(Data source: WHO 2022)



Healthy life expectancy at birth (HALE)

(Data source: WHO 2022)



Disease based incidence/prevalence

(Data source: WHO 2022; UNAIDS 2022)

Hepatitis B incidence per 100 000 population [SDG 3.3.4]	2020	
Hepatitis B surface antigen prevalence (%)	2020	9
Malaria incidence rate (per 1000 pop. at risk) [SDG 3.3.3]	2020	358
Malaria parasite prevalence among children aged 6-59 months (%)	2020	
TB incidence rate [SDG 3.3.2] (per 100 000 population)	2020	52

Mortality by cause

(Data source: WHO 2022)

Death rate due to road traffic injuries/100 000 pop [SDG 3.6.1]	29.0
Mortality rate attributed to exposure to unsafe WASH services/100 000 pop [SDG 3.9.2]	71.1 (Female), 70.7 (Male)
Mortality rate attributed to unintentional poisoning/100000 pop [SDG 3.9.3]	2.4 (Female), 3.3 (Male)
Number of victims of intentional homicide/100 000 pop	
Premature NCD mortality/100 000 pop [SDG 3.4.1]	
Suicide rate/100 000 pop [SDG 3.4.2]	6.9

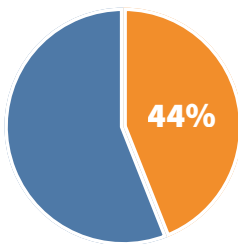
Health Outcomes

Determinants of health (Data source: WHO 2022; UNICEF/SOWC 2022)

Annual mean levels of fine particulate matter (population-weighted) - SDG 11.6.2 (µg/m³)	2016	64
Children aged 1-14 years who experienced physical punishment and/or psychological aggression by caregivers in last month (%) -SDG 16.2.1	2019	73
Children under 5 years who are stunted [SDG 2.2.1] (%)	2020	26
Children under 5 years who are wasted [SDG 2.2.2] (%)	2020	9
Drinking-water services [SDG 6.1.1] (%)	2020	83
Intimate partner violence prevalence [SDG 5.2.1] (%)	2020	22
Population with primary reliance on clean fuels -[SDG 7.1.2] (%)	2018	5
Sanitation services [SDG 6.2.1a/6.2.1b] (%)	2020	45
Tobacco use among persons aged 15+ years - [SDG 3.a.1] (%)	2018	12
Total alcohol per capita (15+ years) consumption [SDG 3.5.2] (litres of pure alcohol)	2018	1

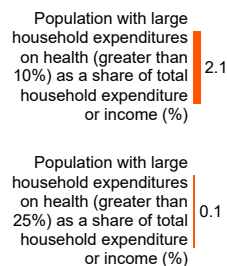
Health security

International Health Regulations (IHR) core capacities index – [SDG 3.d.1] Source: WHO/AFRO 2022

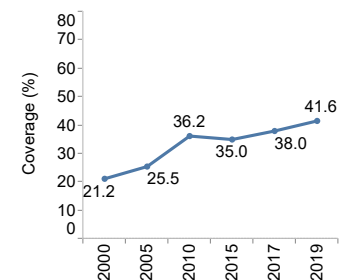


UHC (Data source: WHO 2022)

Large household expenditure on health

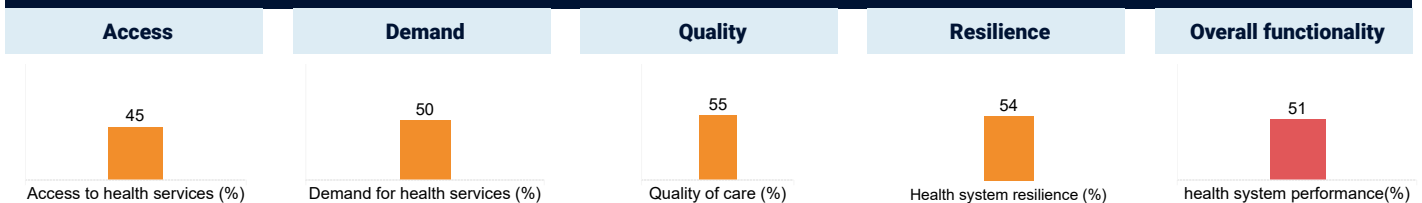


Coverage of essential health services



Functionality of Health System (Health Outputs)

Health services index (Data source: WHO/AFRO 2022)



Health System

Human resource (Data source: WHO/AFRO 2022)

Density of specialists doctors (per 1000 population)	2018	0.7
--	------	-----

Master facility list (Data source: WHO/AFRO 2022)

Health facility density and distribution (per 10,000 pop.)	2020	
Health infrastructure readiness	2020	
Number of hospital beds	2020	
Number of ICU Beds	2021	

Funds

Health financing (Data source: WHO/AFRO 2022)

Domestic general government health expenditure (GGHE-D) as percentage of general government expenditure (GGE) (%)	2018	5.4
Domestic Health Expenditure (DOM) as % of Current Health Expenditure (CHE)	2019	64.0
External Health Expenditure (EXT) as % of Current Health Expenditure (CHE)	2019	35.9
National budget allocated to health (%)	2019	5.4
Total current health expenditure (CHE) as percentage of gross domestic product (GDP) (%)	2019	3.9

Overview

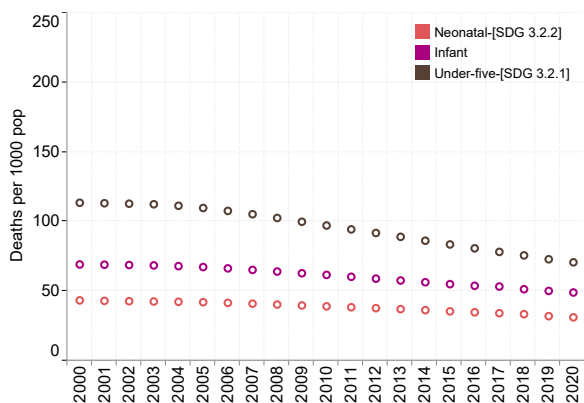
Demographics and socioeconomics (Data source: WHO 2022; UNDP 2022; The WorldBank 2022)

Total surface area (000's sq.km)	2020	1,030.70	Demographic growth (%)	2020	2.70
GDP growth (annual %)	2020	0.76	Density of population (people per sq.km)	2020	4.51
GDP per capita (Per capita in US\$)	2020	1,701.99	Inflation rate (%)	2020	2.39
Human Development Index	2020	0.55	Number of health districts	2020	57.00
Population size (in thousands)	2020	4,649.66	Number of Regions or Provinces	2020	15.00
			Poverty rate (%)	2020	31.00

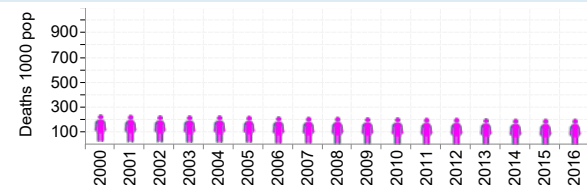
Health Impact

Age based mortality (Data source: WHO 2022)

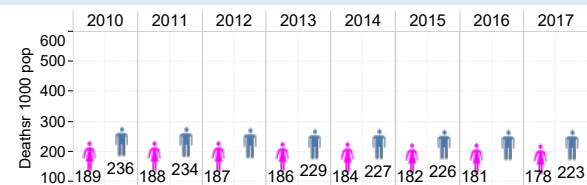
Under-five, Infant and neonatal mortality rates



Adolescent mortality rate

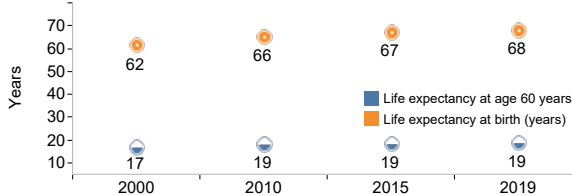


Adult mortality rate



Life expectancy (LE)

(Data source: WHO 2022)



Healthy life expectancy at birth (HALE)

(Data source: WHO 2022)



Disease based incidence/prevalence

(Data source: WHO 2022; UNAIDS 2022)

Hepatitis B incidence per 100 000 population [SDG 3.3.4]	2020	
Hepatitis B surface antigen prevalence (%)	2020	10
HIV incidence rate per 1000 uninfected population [SDG 3.3.1]	2020	
Malaria incidence rate (per 1000 pop. at risk) [SDG 3.3.3]	2020	30
Malaria parasite prevalence among children aged 6-59 months (%)	2020	
TB incidence rate [SDG 3.3.2] (per 100 000 population)	2020	87

Mortality by cause

(Data source: WHO 2022)

Death rate due to road traffic injuries/100 000 pop [SDG 3.6.1]	30.6
Mortality rate attributed to exposure to unsafe WASH services/100 000 pop [SDG 3.9.2]	40.7
Mortality rate attributed to unintentional poisoning/100000 pop [SDG 3.9.3]	1.2
Number of victims of intentional homicide/100 000 pop	1.9
Premature NCD mortality/100 000 pop [SDG 3.4.1]	
Suicide rate/100 000 pop [SDG 3.4.2]	6.6

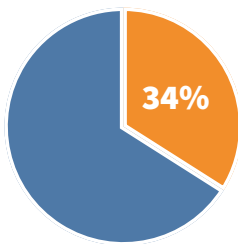
Health Outcomes

Determinants of health (Data source: WHO 2022; UNICEF/SOWC 2022)

Annual mean levels of fine particulate matter (population-weighted) - SDG 11.6.2 ($\mu\text{g}/\text{m}^3$)	2016	74
Children aged 1-14 years who experienced physical punishment and/or psychological aggression by caregivers in last month (%) -SDG 16.2.1	2019	80
Children under 5 years who are stunted [SDG 2.2.1] (%)	2020	24
Children under 5 years who are wasted [SDG 2.2.2] (%)	2020	11
Drinking-water services [SDG 6.1.1] (%)	2020	72
Intimate partner violence prevalence [SDG 5.2.1] (%)	2020	
Population with primary reliance on clean fuels -[SDG 7.1.2] (%)	2018	43
Sanitation services [SDG 6.2.1a/6.2.1b] (%)	2020	50
Tobacco use among persons aged 15+ years - [SDG 3.a.1] (%)	2018	
Total alcohol per capita (15+ years) consumption [SDG 3.5.2] (litres of pure alcohol)	2018	0

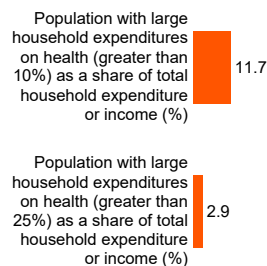
Health security

International Health Regulations (IHR) core capacities index – [SDG 3.d.1] Source: WHO/AFRO 2022

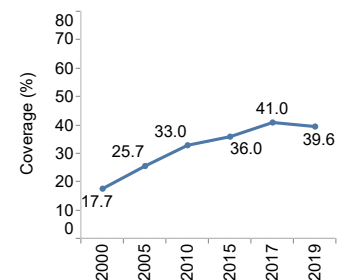


UHC (Data source: WHO 2022)

Large household expenditure on health



Coverage of essential health services



Functionality of Health System (Health Outputs)

Health services index (Data source: WHO/AFRO 2022)



Health System

Human resource (Data source: WHO/AFRO 2022)

Density of specialists doctors (per 1000 population)	2018	0.8
Health worker density and distribution [SDG 3.c.1]	2020	
Nursing staff (including midwives/associate nurses) (per 10,000 pop)	2020	9.3

Master facility list (Data source: WHO/AFRO 2022)

Health facility density and distribution (per 10,000 pop.)	2020	
Health infrastructure readiness	2020	
Number of hospital beds	2020	
Number of ICU Beds	2021	

Funds

Health financing (Data source: WHO/AFRO 2022)

Domestic general government health expenditure (GGHE-D) as percentage of general government expenditure (GGE) (%)	2018	6.1
Domestic Health Expenditure (DOM) as % of Current Health Expenditure (CHE)	2019	92.3
External Health Expenditure (EXT) as % of Current Health Expenditure (CHE)	2019	7.6
National budget allocated to health (%)	2019	6.1
Total current health expenditure (CHE) as percentage of gross domestic product (GDP) (%)	2019	3.3

Overview

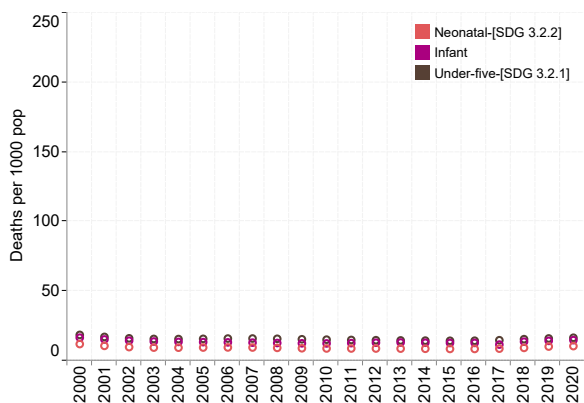
Demographics and socioeconomics (Data source: WHO 2022; UNDP 2022; The WorldBank 2022)

Total surface area (000's sq.km)	2020	2.03	Demographic growth (%)	2020	0.00
GDP growth (annual %)	2020	3.55	Density of population (people per sq.km)	2020	623.52
GDP per capita (Per capita in US\$)	2020	8,627.84	Inflation rate (%)	2020	2.58
Human Development Index	2020	0.80	Number of health districts	2020	11.00
Population size (in thousands)	2020	1,271.77	Number of Regions or Provinces	2020	11.00
			Poverty rate (%)	2020	10.30

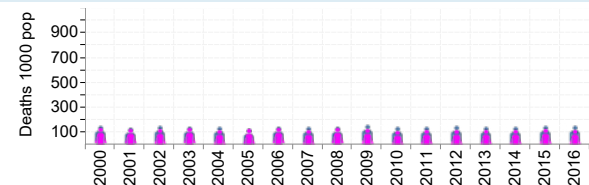
Health Impact

Age based mortality (Data source: WHO 2022)

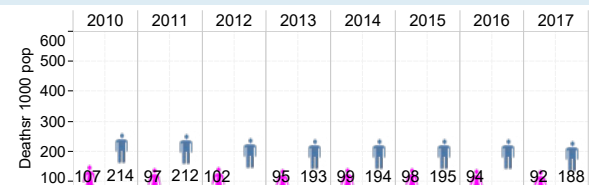
Under-five, Infant and neonatal mortality rates



Adolescent mortality rate

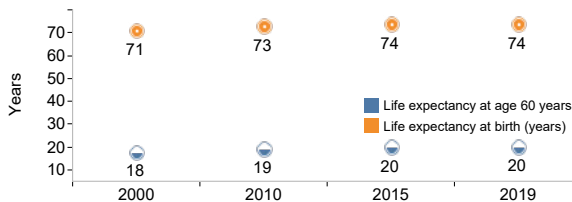


Adult mortality rate



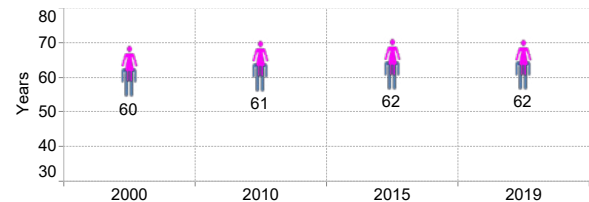
Life expectancy (LE)

(Data source: WHO 2022)



Healthy life expectancy at birth (HALE)

(Data source: WHO 2022)



Disease based incidence/prevalence

(Data source: WHO 2022; UNAIDS 2022)

Hepatitis B incidence per 100 000 population [SDG 3.3.4]	2020	
Hepatitis B surface antigen prevalence (%)	2020	2
HIV incidence rate (per 1000 population)	2020	2
Malaria incidence rate (per 1000 pop. at risk) [SDG 3.3.3]	2020	
Malaria parasite prevalence among children aged 6-59 months (%)	2020	
TB incidence rate [SDG 3.3.2] (per 100 000 population)	2020	12

Mortality by cause

(Data source: WHO 2022)

Death rate due to road traffic injuries/100 000 pop [SDG 3.6.1]	3.5	21.2	12.2
Number of victims of intentional homicide/100 000 pop	3.3		
Premature NCD mortality/100 000 pop [SDG 3.4.1]	22.6		
Suicide rate/100 000 pop [SDG 3.4.2]	2.4	13.3	7.8

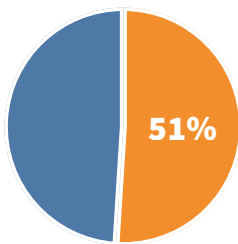
Health Outcomes

Determinants of health (Data source: WHO 2022; UNICEF/SOWC 2022)

Annual mean levels of fine particulate matter (population-weighted) - SDG 11.6.2 (µg/m³)	2016	11
Children aged 1-14 years who experienced physical punishment and/or psychological aggression by caregivers in last month (%) -SDG 16.2.1	2019	
Children under 5 years who are stunted [SDG 2.2.1] (%)	2020	9
Children under 5 years who are wasted [SDG 2.2.2] (%)	2020	
Drinking-water services [SDG 6.1.1] (%)	2020	100
Intimate partner violence prevalence [SDG 5.2.1] (%)	2020	
Population with primary reliance on clean fuels -[SDG 7.1.2] (%)	2018	95
Sanitation services [SDG 6.2.1a/6.2.1b] (%)	2020	
Tobacco use among persons aged 15+ years - [SDG 3.a.1] (%)	2018	27
Total alcohol per capita (15+ years) consumption [SDG 3.5.2] (litres of pure alcohol)	2018	4

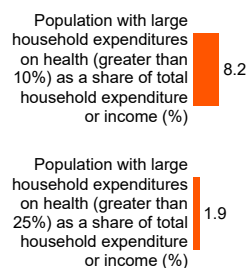
Health security

International Health Regulations (IHR) core capacities index – [SDG 3.d.1] Source: WHO/AFRO 2022

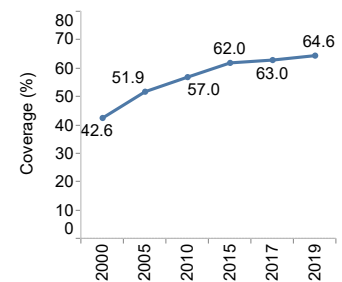


UHC (Data source: WHO 2022)

Large household expenditure on health



Coverage of essential health services



Functionality of Health System (Health Outputs)

Health services index (Data source: WHO/AFRO 2022)



Health System

Human resource (Data source: WHO/AFRO 2022)

Density of specialists doctors (per 1000 population)	2018	1.2
Health worker density and distribution [SDG 3.c.1]	2020	
Nursing staff (including midwives/associate nurses) (per 10,000 pop)	2020	39.3

Master facility list (Data source: WHO/AFRO 2022)

Health facility density and distribution (per 10,000 pop.)	2020	
Health infrastructure readiness	2020	
Number of hospital beds	2010	4,695.0
	2015	4,489.0
	2020	4,365.0
Number of ICU Beds	2021	

Funds

Health financing (Data source: WHO/AFRO 2022)

Domestic general government health expenditure (GGHE-D) as percentage of general government expenditure (GGE) (%)	2018	10.0
Domestic Health Expenditure (DOM) as % of Current Health Expenditure (CHE)	2019	99.4
External Health Expenditure (EXT) as % of Current Health Expenditure (CHE)	2019	0.5
National budget allocated to health (%)	2019	10.0
Total current health expenditure (CHE) as percentage of gross domestic product (GDP) (%)	2019	6.2

Overview

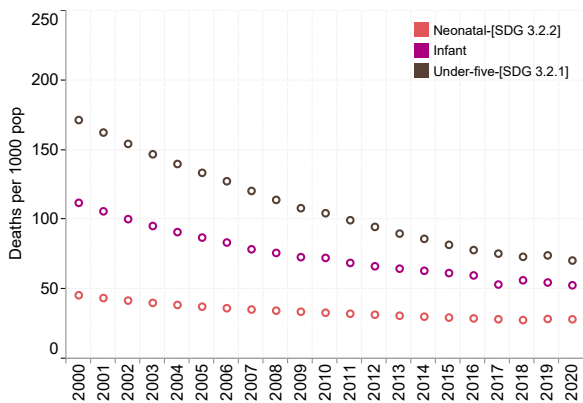
Demographics and socioeconomics (Data source: WHO 2022; UNDP 2022; The WorldBank 2022)

Total surface area (000's sq.km)	2020	786.38	Demographic growth (%)	2020	2.89
GDP growth (annual %)	2020	0.46	Density of population (people per sq.km)	2020	39.75
GDP per capita (Per capita in US\$)	2020	448.54	Inflation rate (%)	2020	3.14
Human Development Index	2020	0.46	Number of health districts	2020	161.00
Population size (in thousands)	2020	31,255.44	Number of Regions or Provinces	2020	11.00
			Poverty rate (%)	2020	46.10

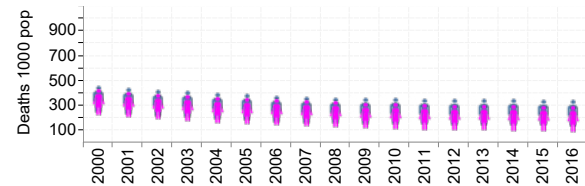
Health Impact

Age based mortality (Data source: WHO 2022)

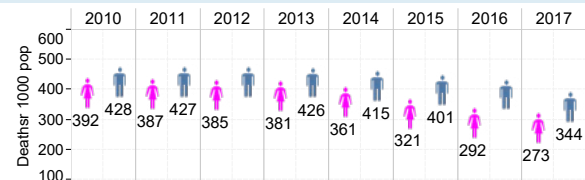
Under-five, Infant and neonatal mortality rates



Adolescent mortality rate

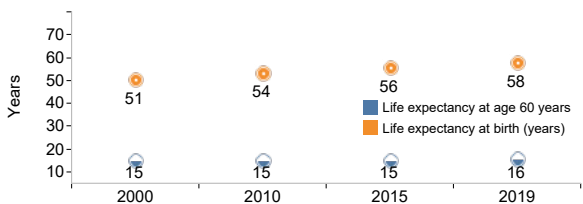


Adult mortality rate



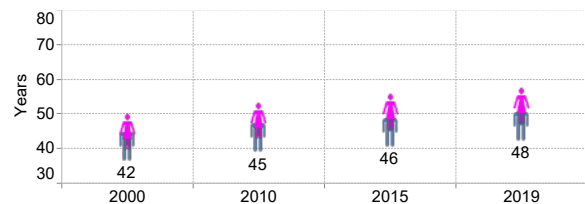
Life expectancy (LE)

(Data source: WHO 2022)



Healthy life expectancy at birth (HALE)

(Data source: WHO 2022)



Disease based incidence/prevalence

(Data source: WHO 2022; UNAIDS 2022)

Hepatitis B incidence per 100 000 population [SDG 3.3.4]	2020	
Hepatitis B surface antigen prevalence (%)	2020	7
HIV incidence rate per 1000 uninfected population [SDG 3.3.1]	2020	4
HIV prevalence among adults aged 15-49 years (%)	2020	13
HIV incidence rate (per 1000 population)	2020	9
Malaria incidence rate (per 1000 pop. at risk) [SDG 3.3.3]	2020	320
Malaria parasite prevalence among children aged 6-59 months (%)	2020	
TB incidence rate [SDG 3.3.2] (per 100 000 population)	2020	368

Mortality by cause

(Data source: WHO 2022)

Cause	Rate
Death rate due to road traffic injuries/100 000 pop [SDG 3.6.1]	45.9
Mortality rate attributed to exposure to unsafe WASH services/100 000 pop [SDG 3.9.2]	27.1
Mortality rate attributed to unintentional poisoning/100000 pop [SDG 3.9.3]	2.4
Number of victims of intentional homicide/100 000 pop	2.9
Premature NCD mortality/100 000 pop [SDG 3.4.1]	
Suicide rate/100 000 pop [SDG 3.4.2]	7.4

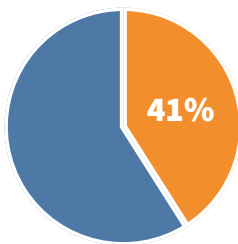
Health Outcomes

Determinants of health (Data source: WHO 2022; UNICEF/SOWC 2022)

Annual mean levels of fine particulate matter (population-weighted) - SDG 11.6.2 (µg/m³)	2016	21
Children aged 1-14 years who experienced physical punishment and/or psychological aggression by caregivers in last month (%) -SDG 16.2.1	2019	
Children under 5 years who are stunted [SDG 2.2.1] (%)	2020	38
Children under 5 years who are wasted [SDG 2.2.2] (%)	2020	4
Drinking-water services [SDG 6.1.1] (%)	2020	63
Intimate partner violence prevalence [SDG 5.2.1] (%)	2020	16
Population with primary reliance on clean fuels -[SDG 7.1.2] (%)	2018	5
Sanitation services [SDG 6.2.1a/6.2.1b] (%)	2020	37
Tobacco use among persons aged 15+ years - [SDG 3.a.1] (%)	2018	14
Total alcohol per capita (15+ years) consumption [SDG 3.5.2] (litres of pure alcohol)	2018	2

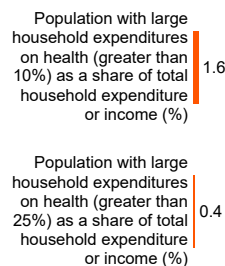
Health security

International Health Regulations (IHR) core capacities index – [SDG 3.d.1] Source: WHO/AFRO 2022

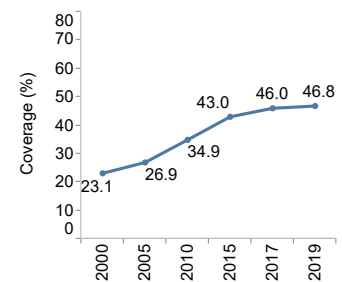


UHC (Data source: WHO 2022)

Large household expenditure on health

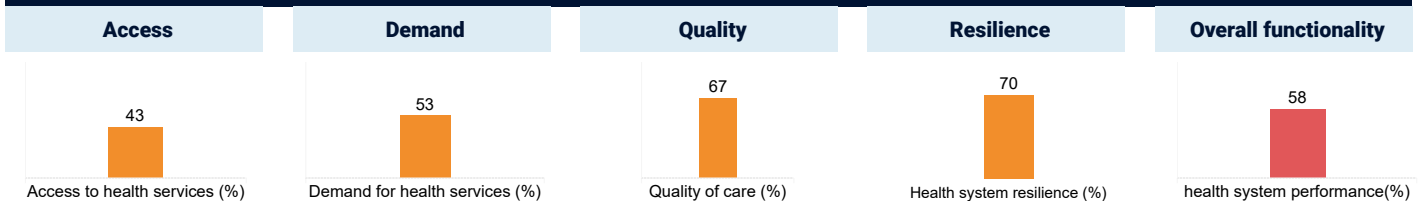


Coverage of essential health services



Functionality of Health System (Health Outputs)

Health services index (Data source: WHO/AFRO 2022)



Health System

Human resource (Data source: WHO/AFRO 2022)

Density of specialists doctors (per 1000 population)	2018	0.6
Health worker density and distribution [SDG 3.c.1]	2020	
Nursing staff (including midwives/associate nurses) (per 10,000 pop)	2020	4.8

Master facility list (Data source: WHO/AFRO 2022)

Health facility density and distribution (per 10,000 pop.)	2020	
Health infrastructure readiness	2020	
Number of hospital beds	2020	
Number of ICU Beds	2021	

Funds

Health financing (Data source: WHO/AFRO 2022)

Domestic general government health expenditure (GGHE-D) as percentage of general government expenditure (GGE) (%)	2018	5.6
Domestic Health Expenditure (DOM) as % of Current Health Expenditure (CHE)	2019	37.0
External Health Expenditure (EXT) as % of Current Health Expenditure (CHE)	2019	62.9
National budget allocated to health (%)	2019	5.6
Total current health expenditure (CHE) as percentage of gross domestic product (GDP) (%)	2019	7.8

Overview

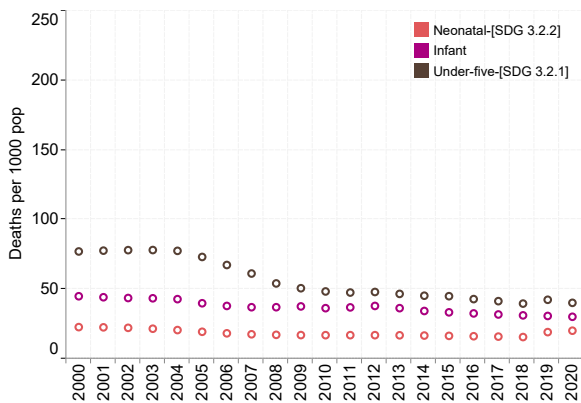
Demographics and socioeconomics (Data source: WHO 2022; UNDP 2022; The WorldBank 2022)

Total surface area (000's sq.km)	2020	823.29	Demographic growth (%)	2020	1.84
GDP growth (annual %)	2020	-1.94	Density of population (people per sq.km)	2020	3.09
GDP per capita (Per capita in US\$)	2020	4,179.28	Inflation rate (%)	2020	2.21
Human Development Index	2020	0.65	Number of health districts	2020	35.00
Population size (in thousands)	2020	2,540.92	Number of Regions or Provinces	2020	13.00
			Poverty rate (%)	2020	17.40

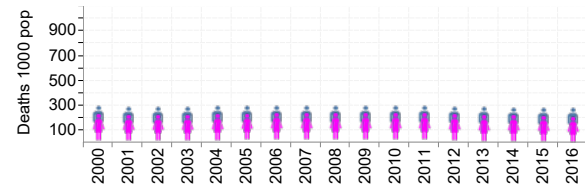
Health Impact

Age based mortality (Data source: WHO 2022)

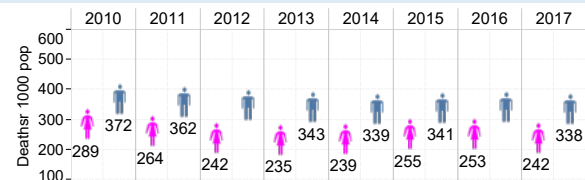
Under-five, Infant and neonatal mortality rates



Adolescent mortality rate

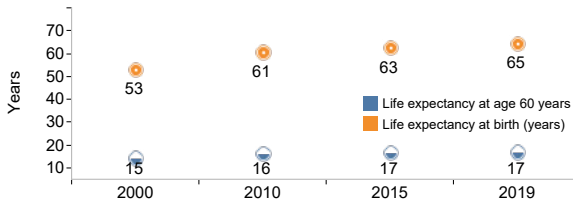


Adult mortality rate



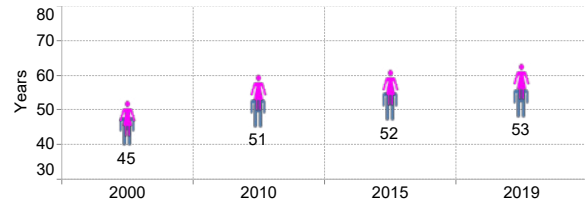
Life expectancy (LE)

(Data source: WHO 2022)



Healthy life expectancy at birth (HALE)

(Data source: WHO 2022)



Disease based incidence/prevalence

(Data source: WHO 2022; UNAIDS 2022)

Hepatitis B incidence per 100 000 population [SDG 3.3.4]	2020	
Hepatitis B surface antigen prevalence (%)	2020	2
HIV incidence rate per 1000 uninfected population [SDG 3.3.1]	2020	2
HIV prevalence among adults aged 15-49 years (%)	2020	12
HIV incidence rate (per 1000 population)	2020	8
Malaria incidence rate (per 1000 pop. at risk) [SDG 3.3.3]	2020	10
Malaria parasite prevalence among children aged 6-59 months (%)	2020	

Mortality by cause

(Data source: WHO 2022)

Death rate due to road traffic injuries/100 000 pop [SDG 3.6.1]	15.4 (Female), 55.4 (Male)
Mortality rate attributed to exposure to unsafe WASH services/100 000 pop [SDG 3.9.2]	18.3 (Female), 18.3 (Male)
Mortality rate attributed to unintentional poisoning/100000 pop [SDG 3.9.3]	1.5 (Female), 1.5 (Male)
Number of victims of intentional homicide/100 000 pop	
Premature NCD mortality/100 000 pop [SDG 3.4.1]	
Suicide rate/100 000 pop [SDG 3.4.2]	14.1 (Both sexes)

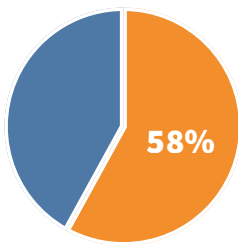
Health Outcomes

Determinants of health (Data source: WHO 2022; UNICEF/SOWC 2022)

Annual mean levels of fine particulate matter (population-weighted) - SDG 11.6.2 ($\mu\text{g}/\text{m}^3$)	2016	24
Children aged 1-14 years who experienced physical punishment and/or psychological aggression by caregivers in last month (%) -SDG 16.2.1	2019	
Children under 5 years who are stunted [SDG 2.2.1] (%)	2020	18
Children under 5 years who are wasted [SDG 2.2.2] (%)	2020	7
Drinking-water services [SDG 6.1.1] (%)	2020	84
Intimate partner violence prevalence [SDG 5.2.1] (%)	2020	20
Population with primary reliance on clean fuels -[SDG 7.1.2] (%)	2018	46
Sanitation services [SDG 6.2.1a/6.2.1b] (%)	2020	35
Tobacco use among persons aged 15+ years - [SDG 3.a.1] (%)	2018	18
Total alcohol per capita (15+ years) consumption [SDG 3.5.2] (litres of pure alcohol)	2018	5

Health security

International Health Regulations (IHR) core capacities index – [SDG 3.d.1] Source: WHO/AFRO 2022



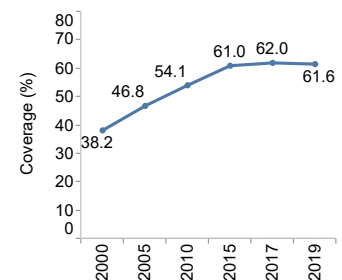
UHC (Data source: WHO 2022)

Large household expenditure on health

Population with large household expenditures on health (greater than 10%) as a share of total household expenditure or income (%) 1.5

Population with large household expenditures on health (greater than 25%) as a share of total household expenditure or income (%) 0.3

Coverage of essential health services



Functionality of Health System (Health Outputs)

Health services index (Data source: WHO/AFRO 2022)



Health System

Human resource (Data source: WHO/AFRO 2022)

Density of specialists doctors (per 1000 population)	2018	0.4
Health worker density and distribution [SDG 3.c.1]	2020	
Nursing staff (including midwives/associate nurses) (per 10,000 pop)	2020	19.5

Master facility list (Data source: WHO/AFRO 2022)

Health facility density and distribution (per 10,000 pop.)	2020	
Health infrastructure readiness	2020	
Number of hospital beds	2020	
Number of ICU Beds	2021	

Funds

Health financing (Data source: WHO/AFRO 2022)

Domestic general government health expenditure (GGHE-D) as percentage of general government expenditure (GGE) (%)	2018	10.6
Domestic Health Expenditure (DOM) as % of Current Health Expenditure (CHE)	2019	95.3
External Health Expenditure (EXT) as % of Current Health Expenditure (CHE)	2019	4.6
National budget allocated to health (%)	2019	10.7
Total current health expenditure (CHE) as percentage of gross domestic product (GDP) (%)	2019	8.5

Overview

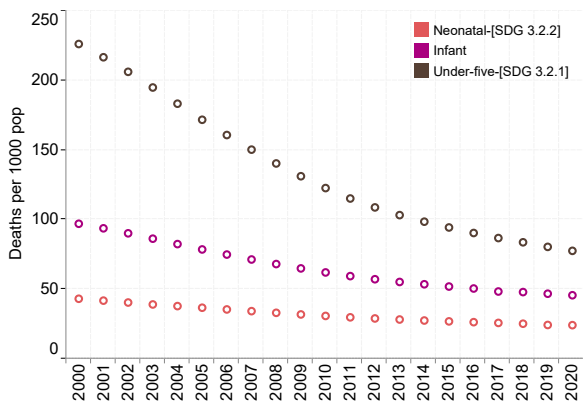
Demographics and socioeconomics (Data source: WHO 2022; UNDP 2022; The WorldBank 2022)

Total surface area (000's sq.km)	2020	1,266.70	Demographic growth (%)	2020	3.77
GDP growth (annual %)	2020	3.00	Density of population (people per sq.km)	2020	19.11
GDP per capita (Per capita in US\$)	2020	567.67	Number of health districts	2020	73.00
Human Development Index	2020	0.39	Number of Regions or Provinces	2020	8.00
Population size (in thousands)	2020	24,206.64	Poverty rate (%)	2020	40.80

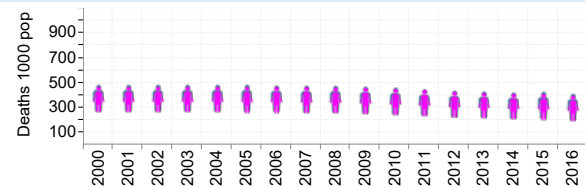
Health Impact

Age based mortality (Data source: WHO 2022)

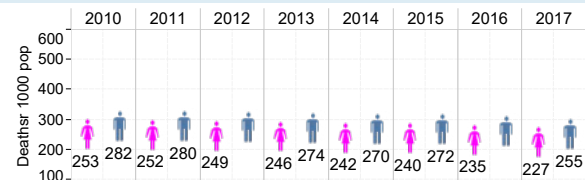
Under-five, Infant and neonatal mortality rates



Adolescent mortality rate

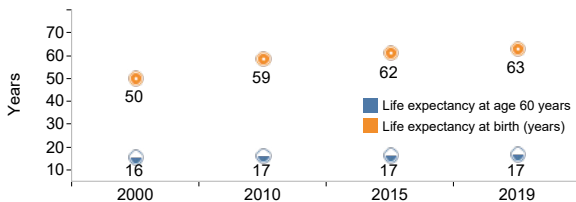


Adult mortality rate



Life expectancy (LE)

(Data source: WHO 2022)



Healthy life expectancy at birth (HALE)

(Data source: WHO 2022)



Disease based incidence/prevalence

(Data source: WHO 2022; UNAIDS 2022)

Hepatitis B incidence per 100 000 population [SDG 3.3.4]	2020	
Hepatitis B surface antigen prevalence (%)	2020	12
Malaria incidence rate (per 1000 pop. at risk) [SDG 3.3.3]	2020	324
Malaria parasite prevalence among children aged 6-59 months (%)	2020	
TB incidence rate [SDG 3.3.2] (per 100 000 population)	2020	83

Mortality by cause

(Data source: WHO 2022)

Death rate due to road traffic injuries/100 000 pop [SDG 3.6.1]	33.6
Mortality rate attributed to exposure to unsafe WASH services/100 000 pop [SDG 3.9.2]	74.7
Mortality rate attributed to unintentional poisoning/100000 pop [SDG 3.9.3]	3.0
Number of victims of intentional homicide/100 000 pop	4.2
Premature NCD mortality/100 000 pop [SDG 3.4.1]	3.3
Suicide rate/100 000 pop [SDG 3.4.2]	4.6

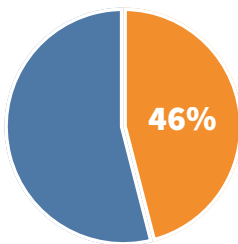
Health Outcomes

Determinants of health (Data source: WHO 2022; UNICEF/SOWC 2022)

Annual mean levels of fine particulate matter (population-weighted) - SDG 11.6.2 (µg/m³)	2016	93
Children under 5 years who are stunted [SDG 2.2.1] (%)	2020	47
Children under 5 years who are wasted [SDG 2.2.2] (%)	2020	10
Drinking-water services [SDG 6.1.1] (%)	2020	47
Intimate partner violence prevalence [SDG 5.2.1] (%)	2020	13
Population with primary reliance on clean fuels -[SDG 7.1.2] (%)	2018	5
Sanitation services [SDG 6.2.1a/6.2.1b] (%)	2020	15
Tobacco use among persons aged 15+ years - [SDG 3.a.1] (%)	2018	9
Total alcohol per capita (15+ years) consumption [SDG 3.5.2] (litres of pure alcohol)	2018	1

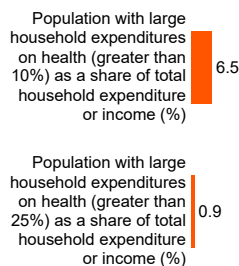
Health security

International Health Regulations (IHR) core capacities index – [SDG 3.d.1] Source: WHO/AFRO 2022

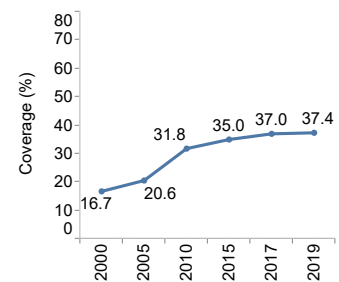


UHC (Data source: WHO 2022)

Large household expenditure on health

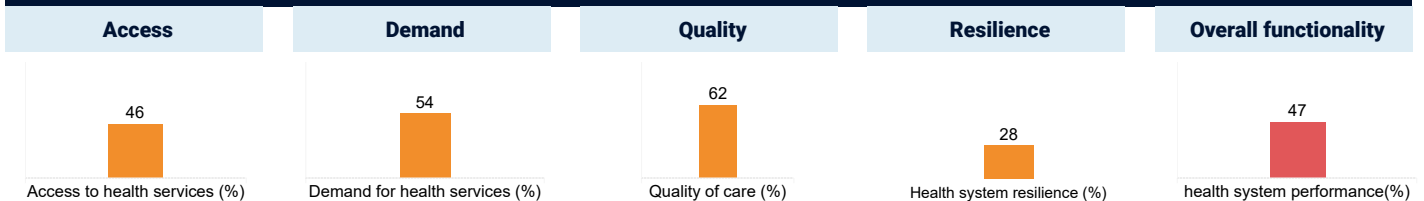


Coverage of essential health services



Functionality of Health System (Health Outputs)

Health services index (Data source: WHO/AFRO 2022)



Health System

Human resource (Data source: WHO/AFRO 2022)

Master facility list (Data source: WHO/AFRO 2022)

Health facility density and distribution (per 10,000 pop.)	2020	
Health infrastructure readiness	2020	
Number of hospital beds	2020	
Number of ICU Beds	2021	

Funds

Health financing (Data source: WHO/AFRO 2022)

Domestic general government health expenditure (GGHE-D) as percentage of general government expenditure (GGE) (%)	2018	8.4
Domestic Health Expenditure (DOM) as % of Current Health Expenditure (CHE)	2019	88.2
External Health Expenditure (EXT) as % of Current Health Expenditure (CHE)	2019	11.7
National budget allocated to health (%)	2019	8.4
Total current health expenditure (CHE) as percentage of gross domestic product (GDP) (%)	2019	5.7

Overview

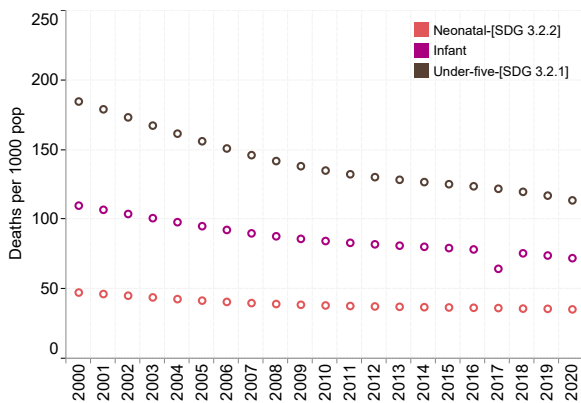
Demographics and socioeconomics (Data source: WHO 2022; UNDP 2022; The WorldBank 2022)

Total surface area (000's sq.km)	2020	910.77	Demographic growth (%)	2020	2.54
GDP growth (annual %)	2020	-0.67	Density of population (people per sq.km)	2020	226.34
GDP per capita (Per capita in US\$)	2020	2,097.09	Number of health districts	2020	769.00
Human Development Index	2020	0.54	Number of Regions or Provinces	2020	37.00
Population size (in thousands)	2020	206,139.59	Poverty rate (%)	2020	40.10

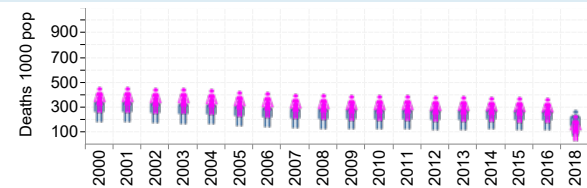
Health Impact

Age based mortality (Data source: WHO 2022)

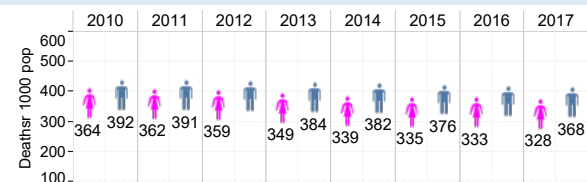
Under-five, Infant and neonatal mortality rates



Adolescent mortality rate

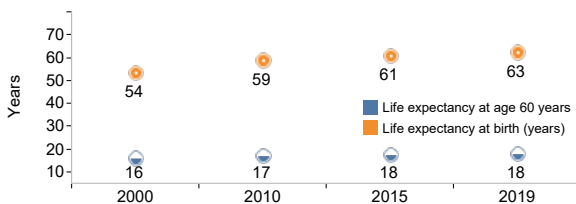


Adult mortality rate



Life expectancy (LE)

(Data source: WHO 2022)



Healthy life expectancy at birth (HALE)

(Data source: WHO 2022)



Disease based incidence/prevalence

(Data source: WHO 2022; UNAIDS 2022)

Hepatitis B incidence per 100 000 population [SDG 3.3.4]	2020	8
Hepatitis B surface antigen prevalence (%)	2020	6
Malaria incidence rate (per 1000 pop. at risk) [SDG 3.3.3]	2020	314
Malaria parasite prevalence among children aged 6-59 months (%)	2020	23
TB incidence rate [SDG 3.3.2] (per 100 000 population)	2020	219

Mortality by cause

(Data source: WHO 2022)

Death rate due to road traffic injuries/100 000 pop [SDG 3.6.1]	28.2
Mortality rate attributed to exposure to unsafe WASH services/100 000 pop [SDG 3.9.2]	71.6
Mortality rate attributed to unintentional poisoning/100000 pop [SDG 3.9.3]	2.2 (Female), 3.0 (Male)
Number of victims of intentional homicide/100 000 pop	9.2 (Female), 9.5 (Male)
Premature NCD mortality/100 000 pop [SDG 3.4.1]	
Suicide rate/100 000 pop [SDG 3.4.2]	

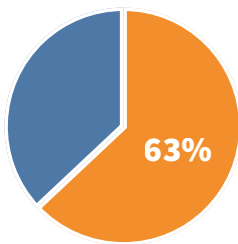
Health Outcomes

Determinants of health (Data source: WHO 2022; UNICEF/SOWC 2022)

Annual mean levels of fine particulate matter (population-weighted) - SDG 11.6.2 ($\mu\text{g}/\text{m}^3$)	2016	62
Children aged 1-14 years who experienced physical punishment and/or psychological aggression by caregivers in last month (%) -SDG 16.2.1	2019	85
Children under 5 years who are stunted [SDG 2.2.1] (%)	2020	35
Children under 5 years who are wasted [SDG 2.2.2] (%)	2020	6
Drinking-water services [SDG 6.1.1] (%)	2020	78
Intimate partner violence prevalence [SDG 5.2.1] (%)	2020	11
Population with primary reliance on clean fuels -[SDG 7.1.2] (%)	2018	10
Sanitation services [SDG 6.2.1a/6.2.1b] (%)	2020	43
Tobacco use among persons aged 15+ years - [SDG 3.a.1] (%)	2018	5
Total alcohol per capita (15+ years) consumption [SDG 3.5.2] (litres of pure alcohol)	2018	11

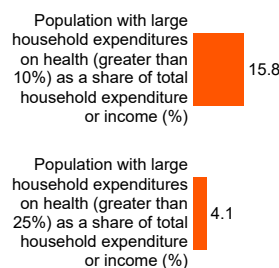
Health security

International Health Regulations (IHR) core capacities index – [SDG 3.d.1] Source: WHO/AFRO 2022

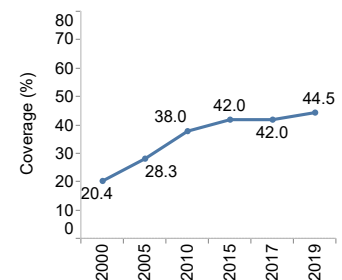


UHC (Data source: WHO 2022)

Large household expenditure on health



Coverage of essential health services



Functionality of Health System (Health Outputs)

Health services index (Data source: WHO/AFRO 2022)



Health System

Human resource (Data source: WHO/AFRO 2022)

Density of specialists doctors (per 1000 population)	2018	9.4
Health worker density and distribution [SDG 3.c.1]	2020	
Nursing staff (including midwives/associate nurses) (per 10,000 pop)	2020	17.2

Master facility list (Data source: WHO/AFRO 2022)

Health facility density and distribution (per 10,000 pop.)	2020	
Health infrastructure readiness	2020	
Number of hospital beds	2020	
Number of ICU Beds	2021	161.0

Funds

Health financing (Data source: WHO/AFRO 2022)

Domestic general government health expenditure (GGHE-D) as percentage of general government expenditure (GGE) (%)	2018	4.4
Domestic Health Expenditure (DOM) as % of Current Health Expenditure (CHE)	2019	92.1
External Health Expenditure (EXT) as % of Current Health Expenditure (CHE)	2019	7.9
National budget allocated to health (%)	2019	4.4
Total current health expenditure (CHE) as percentage of gross domestic product (GDP) (%)	2019	3.0

Overview

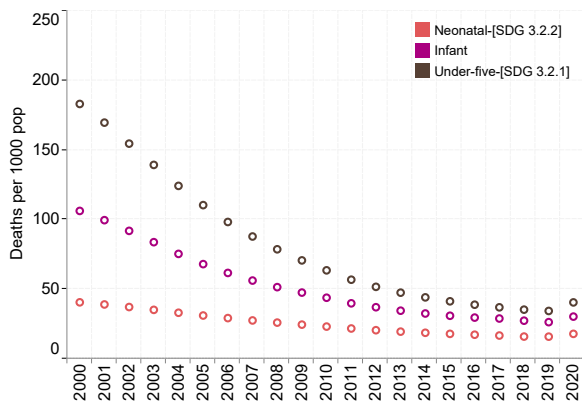
Demographics and socioeconomics (Data source: WHO 2022; UNDP 2022; The WorldBank 2022, Country Data 2020)

Total surface area (000's sq.km)	2020	26.34	Demographic growth (%)	2020	2.24
GDP growth (annual %)	2019	9.40	Density of population (people per sq.km)	2020	500.00
GDP per capita (Per capita in US\$)	2020	816.00	Inflation rate (%)	2020	7.00
Human Development Index	2020	0.54	Number of health districts	2020	30.00
Population size (in thousands)	2020	12,663.117	Number of Regions or Provinces	2020	5.00
			Poverty rate (%)	2017	38.20

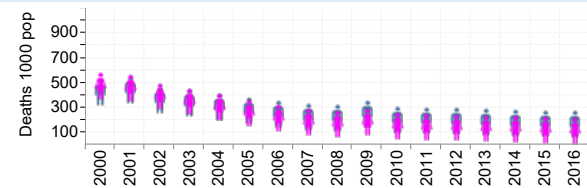
Health Impact

Age based mortality (Data source: WHO 2022)

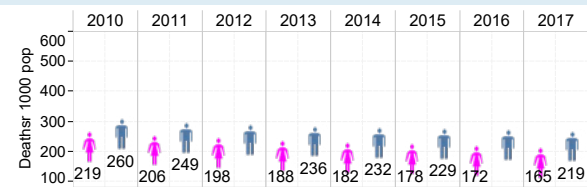
Under-five, Infant and neonatal mortality rates



Adolescent mortality rate

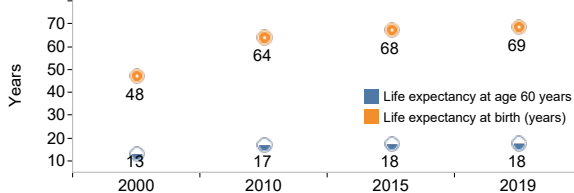


Adult mortality rate



Life expectancy (LE)

(Data source: WHO 2022)



Healthy life expectancy at birth (HALE)

(Data source: WHO 2022)



Disease based incidence/prevalence

(Data source: WHO 2022; UNAIDS 2022, Country data 2020)

Hepatitis B incidence per 100 000 population [SDG 3.3.4]	2020	
Hepatitis B surface antigen prevalence (%)	2020	2
HIV prevalence among adults aged 15-49 years (%)	2020	3
HIV incidence rate (per 1000 population)	2020	0.8
Malaria incidence rate (per 1000 pop. at risk) [SDG 3.3.3]	2020	114
Malaria parasite prevalence among children aged 6-59 months (%)	2020	0.9
TB incidence rate [SDG 3.3.2] (per 100 000 population)	2020	58

Mortality by cause

(Data source: WHO 2022)

Death rate due to road traffic injuries/100 000 pop [SDG 3.6.1]	43.2
Mortality rate attributed to exposure to unsafe WASH services/100 000 pop [SDG 3.9.2]	19.5
Mortality rate attributed to unintentional poisoning/100000 pop [SDG 3.9.3]	19.3
Number of victims of intentional homicide/100 000 pop	1.5
Premature NCD mortality/100 000 pop [SDG 3.4.1]	2.4
Suicide rate/100 000 pop [SDG 3.4.2]	9.7

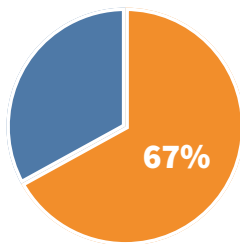
Health Outcomes

Determinants of health (Data source: WHO 2022; UNICEF/SOWC 2022)

Annual mean levels of fine particulate matter (population-weighted) - SDG 11.6.2 (µg/m³)	2016	40
Children aged 1-14 years who experienced physical punishment and/or psychological aggression by caregivers in last month (%) -SDG 16.2.1	2019	
Children under 5 years who are stunted [SDG 2.2.1] (%)	2020	33
Children under 5 years who are wasted [SDG 2.2.2] (%)	2020	1
Drinking-water services [SDG 6.1.1] (%)	2020	60
Intimate partner violence prevalence [SDG 5.2.1] (%)	2020	21
Population with primary reliance on clean fuels -[SDG 7.1.2] (%)	2018	5
Sanitation services [SDG 6.2.1a/6.2.1b] (%)	2020	69
Tobacco use among persons aged 15+ years - [SDG 3.a.1] (%)	2018	13
Total alcohol per capita (15+ years) consumption [SDG 3.5.2] (litres of pure alcohol)	2018	9

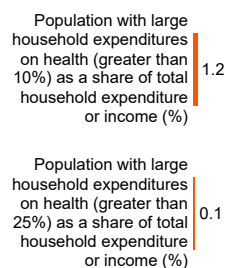
Health security

International Health Regulations (IHR) core capacities index – [SDG 3.d.1] Source: WHO/AFRO 2022

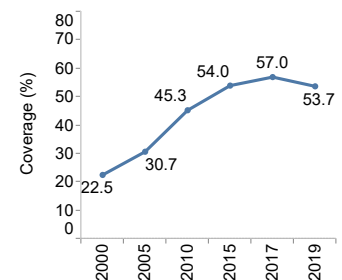


UHC (Data source: WHO 2022)

Large household expenditure on health



Coverage of essential health services



Functionality of Health System (Health Outputs)

Health services index (Data source: WHO/AFRO 2022)



Health System

Human resource (Data source: WHO/AFRO 2022)

Density of specialists doctors (per 1000 population)	2018	0.6
Health worker density and distribution [SDG 3.c.1]	2020	
Nursing staff (including midwives/associate nurses) (per 10,000 pop)	2020	9.5

Master facility list (Data source: WHO/AFRO 2022)

Health facility density and distribution (per 10,000 pop.)	2020	
Health infrastructure readiness	2020	
Number of hospital beds	2020	
Number of ICU Beds	2021	50.0

Funds

Health financing (Data source: WHO/AFRO 2022, Country data)

Domestic general government health expenditure (GGHE-D) as percentage of general government expenditure (GGE) (%)	2018	15.8
Domestic Health Expenditure (DOM) as % of Current Health Expenditure (CHE)	2019	69.3
External Health Expenditure (EXT) as % of Current Health Expenditure (CHE)	2019	30.6
National budget allocated to health (%)	2019	15.8
Total current health expenditure (CHE) as percentage of gross domestic product (GDP) (%)	2019	6.4

Overview

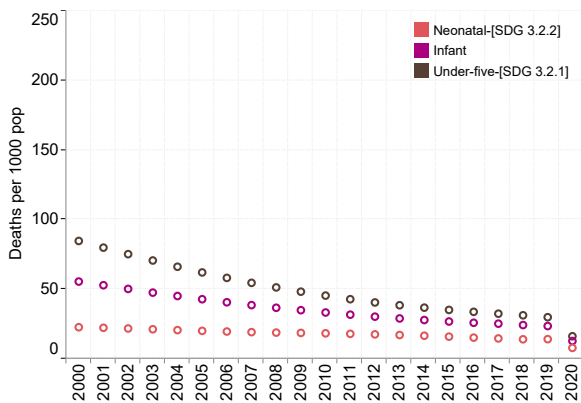
Demographics and socioeconomics (Data source: WHO 2022; UNDP 2022; The WorldBank 2022)

Total surface area (000's sq.km)	2020	0.96	Demographic growth (%)	2020	1.90
GDP growth (annual %)	2020	0.25	Density of population (people per sq.km)	2020	228.29
GDP per capita (Per capita in US\$)	2020	2,157.84	Number of health districts	2020	7.00
Human Development Index	2020	0.63	Number of Regions or Provinces	2020	2.00
Population size (in thousands)	2020	219.16			

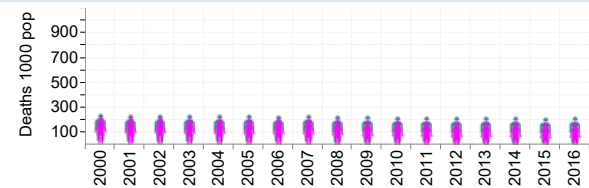
Health Impact

Age based mortality (Data source: WHO 2022)

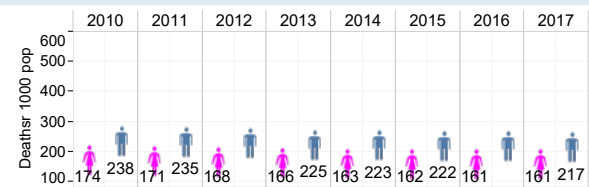
Under-five, Infant and neonatal mortality rates



Adolescent mortality rate

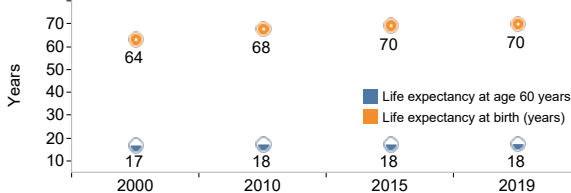


Adult mortality rate



Life expectancy (LE)

(Data source: WHO 2022)



Healthy life expectancy at birth (HALE)

(Data source: WHO 2022)



Disease based incidence/prevalence

(Data source: WHO 2022; UNAIDS 2022)

Hepatitis B incidence per 100 000 population [SDG 3.3.4]	2020	
Hepatitis B surface antigen prevalence (%)	2020	4
HIV incidence rate per 1000 uninfected population [SDG 3.3.1]	2020	
Malaria incidence rate (per 1000 pop. at risk) [SDG 3.3.3]	2020	9
Malaria parasite prevalence among children aged 6-59 months (%)	2020	
TB incidence rate [SDG 3.3.2] (per 100 000 population)	2020	118

Mortality by cause

(Data source: WHO 2022)

Cause	Rate	Gender
Death rate due to road traffic injuries/100 000 pop [SDG 3.6.1]	12.3	Female
	43.5	Male
Mortality rate attributed to exposure to unsafe WASH services/100 000 pop [SDG 3.9.2]	11.7	Female
	11.0	Male
Mortality rate attributed to unintentional poisoning/100000 pop [SDG 3.9.3]		Both sexes
Number of victims of intentional homicide/100 000 pop		Both sexes
Premature NCD mortality/100 000 pop [SDG 3.4.1]		Both sexes
Suicide rate/100 000 pop [SDG 3.4.2]	1.6	Female
	3.0	Male

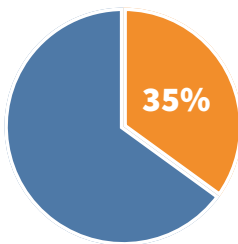
Health Outcomes

Determinants of health (Data source: WHO 2022; UNICEF/SOWC 2022)

Annual mean levels of fine particulate matter (population-weighted) - SDG 11.6.2 ($\mu\text{g}/\text{m}^3$)	2016	39
Children aged 1-14 years who experienced physical punishment and/or psychological aggression by caregivers in last month (%) -SDG 16.2.1	2019	84
Children under 5 years who are stunted [SDG 2.2.1] (%)	2020	12
Children under 5 years who are wasted [SDG 2.2.2] (%)	2020	4
Drinking-water services [SDG 6.1.1] (%)	2020	78
Intimate partner violence prevalence [SDG 5.2.1] (%)	2020	26
Population with primary reliance on clean fuels -[SDG 7.1.2] (%)	2018	5
Sanitation services [SDG 6.2.1a/6.2.1b] (%)	2020	48
Tobacco use among persons aged 15+ years - [SDG 3.a.1] (%)	2018	5
Total alcohol per capita (15+ years) consumption [SDG 3.5.2] (litres of pure alcohol)	2018	6

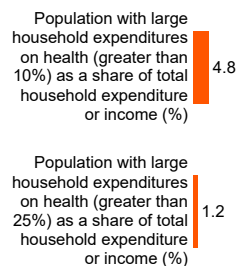
Health security

International Health Regulations (IHR) core capacities index – [SDG 3.d.1] Source: WHO/AFRO 2022

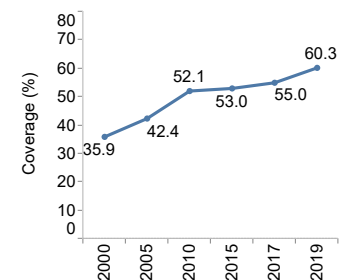


UHC (Data source: WHO 2022)

Large household expenditure on health



Coverage of essential health services



Functionality of Health System (Health Outputs)

Health services index (Data source: WHO/AFRO 2022)



Health System

Human resource (Data source: WHO/AFRO 2022)

Density of specialists doctors (per 1000 population)	2018	0.0
Health worker density and distribution [SDG 3.c.1]	2020	
Nursing staff (including midwives/associate nurses) (per 10,000 pop)	2020	21.5

Master facility list (Data source: WHO/AFRO 2022)

Health facility density and distribution (per 10,000 pop.)	2020	
Health infrastructure readiness	2020	
Number of hospital beds	2020	
Number of ICU Beds	2021	13.0

Funds

Health financing (Data source: WHO/AFRO 2022)

Domestic general government health expenditure (GGHE-D) as percentage of general government expenditure (GGE) (%)	2018	10.7
Domestic Health Expenditure (DOM) as % of Current Health Expenditure (CHE)	2019	60.2
External Health Expenditure (EXT) as % of Current Health Expenditure (CHE)	2019	39.7
National budget allocated to health (%)	2019	10.8
Total current health expenditure (CHE) as percentage of gross domestic product (GDP) (%)	2019	5.5

Overview

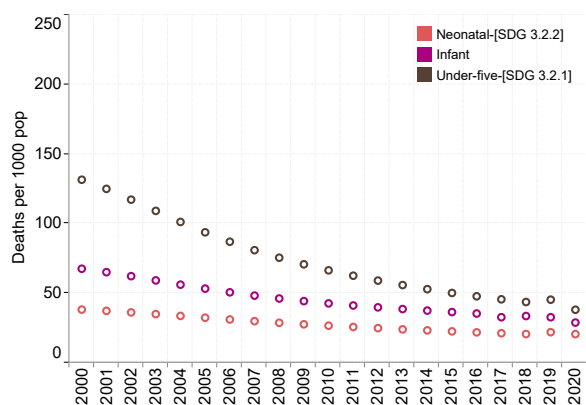
Demographics and socioeconomics (Data source: WHO 2022; UNDP 2022; The WorldBank 2022, Country Data 2020)

Total surface area (000's sq.km)	2020	196.71	Demographic growth (%)	2020	2.71
GDP growth (annual %)	2020	1.30	Density of population (people per sq.km)	2020	85.00
GDP per capita (Per capita in US\$)	2020	1,467.00	Inflation rate (%)	2020	2.55
Human Development Index	2020	0.51	Number of health districts	2020	79.00
Population size (in thousands)	2020	16,705.60	Number of Regions or Provinces	2020	14.00
			Poverty rate (%)	2019	37.80

Health Impact

Age based mortality (Data source: WHO 2022)

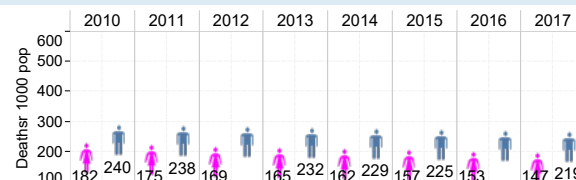
Under-five, Infant and neonatal mortality rates



Adolescent mortality rate

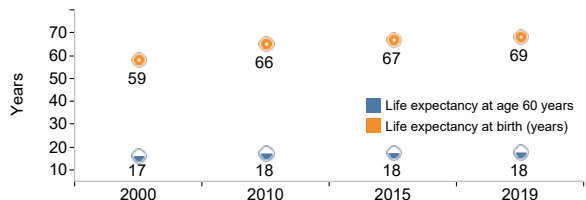


Adult mortality rate



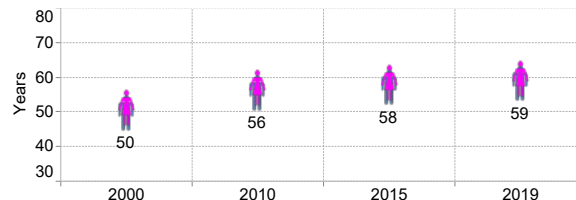
Life expectancy (LE)

(Data source: WHO 2022)



Healthy life expectancy at birth (HALE)

(Data source: WHO 2022)



Disease based incidence/prevalence

(Data source: WHO 2022; UNAIDS 2022, Country data 2020)

Hepatitis B incidence per 100 000 population [SDG 3.3.4]	2020	
Hepatitis B surface antigen prevalence (%)	2020	9
Malaria incidence rate (per 1000 pop. at risk) [SDG 3.3.3]	2019	21.88
Malaria parasite prevalence among children aged 6-59 months (%)	2020	0.4
TB incidence rate [SDG 3.3.2] (per 100 000 population)	2020	118

Mortality by cause

(Data source: WHO 2022)

Death rate due to road traffic injuries/100 000 pop [SDG 3.6.1]	34.6
Mortality rate attributed to exposure to unsafe WASH services/100 000 pop [SDG 3.9.2]	25.9
Mortality rate attributed to unintentional poisoning/100000 pop [SDG 3.9.3]	1.6
Number of victims of intentional homicide/100 000 pop	2.3
Premature NCD mortality/100 000 pop [SDG 3.4.1]	
Suicide rate/100 000 pop [SDG 3.4.2]	9.3

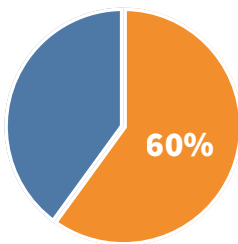
Health Outcomes

Determinants of health (Data source: WHO 2022; UNICEF/SOWC 2022)

Annual mean levels of fine particulate matter (population-weighted) - SDG 11.6.2 ($\mu\text{g}/\text{m}^3$)	2016	60
Children aged 1-14 years who experienced physical punishment and/or psychological aggression by caregivers in last month (%) -SDG 16.2.1	2019	
Children under 5 years who are stunted [SDG 2.2.1] (%)	2020	18
Children under 5 years who are wasted [SDG 2.2.2] (%)	2020	8
Drinking-water services [SDG 6.1.1] (%)	2020	85
Intimate partner violence prevalence [SDG 5.2.1] (%)	2020	24
Population with primary reliance on clean fuels -[SDG 7.1.2] (%)	2018	23
Sanitation services [SDG 6.2.1a/6.2.1b] (%)	2020	57
Tobacco use among persons aged 15+ years - [SDG 3.a.1] (%)	2018	9
Total alcohol per capita (15+ years) consumption [SDG 3.5.2] (litres of pure alcohol)	2018	1

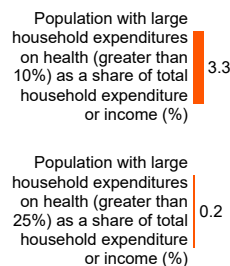
Health security

International Health Regulations (IHR) core capacities index – [SDG 3.d.1] Source: WHO/AFRO 2022

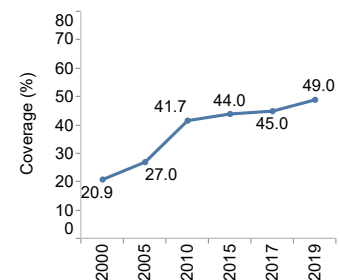


UHC (Data source: WHO 2022)

Large household expenditure on health

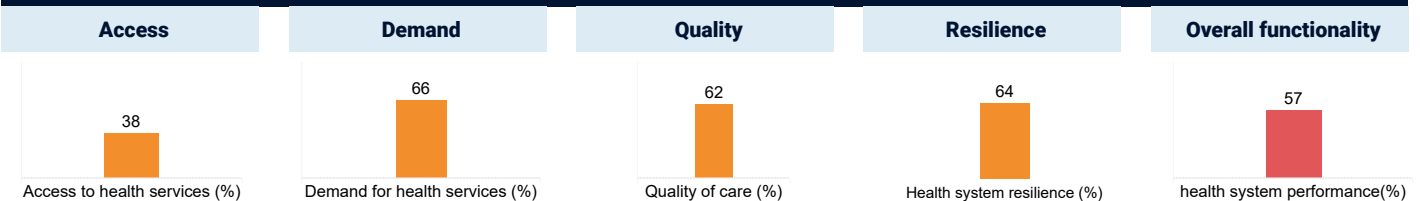


Coverage of essential health services



Functionality of Health System (Health Outputs)

Health services index (Data source: WHO/AFRO 2022)



Health System

Human resource (Data source: WHO/AFRO 2022)

Density of specialists doctors (per 1000 population)	2018	2.2
Health worker density and distribution [SDG 3.c.1]	2020	
Nursing staff (including midwives/associate nurses) (per 10,000 pop)	2020	1.8

Master facility list (Data source: WHO/AFRO 2022)

Health facility density and distribution (per 10,000 pop.)	2020	
Health infrastructure readiness	2020	
Number of hospital beds	2020	
Number of ICU Beds	2021	

Funds

Health financing (Data source: WHO/AFRO 2022)

Domestic general government health expenditure (GGHE-D) as percentage of general government expenditure (GGE) (%)	2016	10
Domestic Health Expenditure (DOM) as % of Current Health Expenditure (CHE)	2019	86.2
External Health Expenditure (EXT) as % of Current Health Expenditure (CHE)	2019	13.7
National budget allocated to health (%)	2019	4.3
Total current health expenditure (CHE) as percentage of gross domestic product (GDP) (%)	2019	4.1

Overview

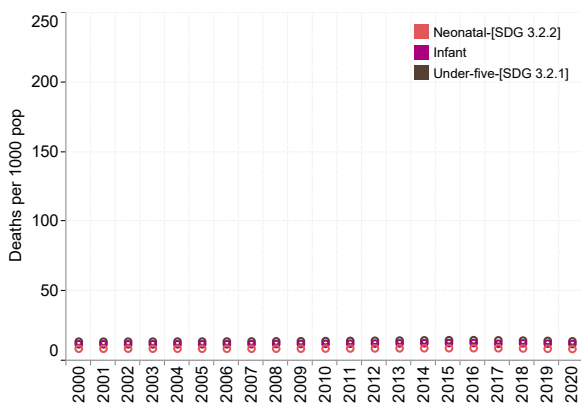
Demographics and socioeconomics (Data source: WHO 2022; UNDP 2022; The WorldBank 2022)

Total surface area (000's sq.km)	2020	0.46	Demographic growth (%)	2020	0.85
GDP growth (annual %)	2020	7.10	Density of population (people per sq.km)	2020	214.05
GDP per capita (Per capita in US\$)	2020	10,764.42	Inflation rate (%)	2020	8.28
Human Development Index	2020	0.80	Number of health districts	2020	15.00
Population size (in thousands)	2020	98.34	Number of Regions or Provinces	2020	6.00
			Poverty rate (%)	2020	25.30

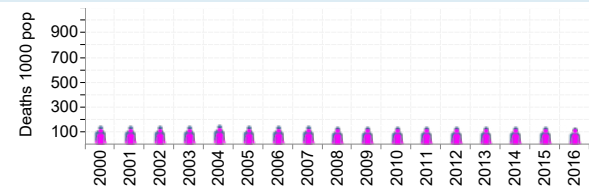
Health Impact

Age based mortality (Data source: WHO 2022)

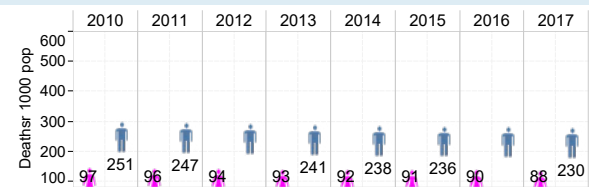
Under-five, Infant and neonatal mortality rates



Adolescent mortality rate

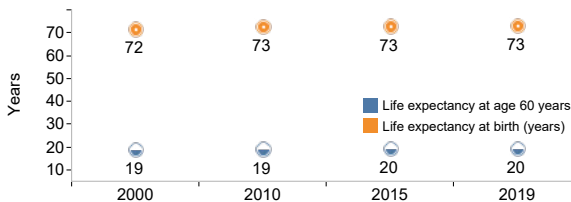


Adult mortality rate



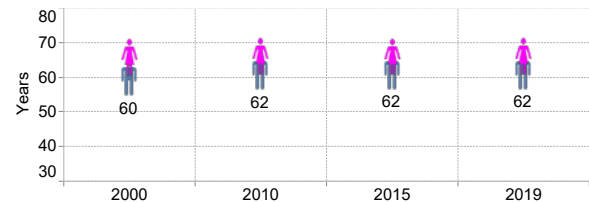
Life expectancy (LE)

(Data source: WHO 2022)



Healthy life expectancy at birth (HALE)

(Data source: WHO 2022)



Disease based incidence/prevalence

(Data source: WHO 2022; UNAIDS 2022)

Hepatitis B incidence per 100 000 population [SDG 3.3.4]	2020	
HIV incidence rate per 1000 uninfected population [SDG 3.3.1]	2020	
HIV prevalence among adults aged 15-49 years (%)	2020	
Malaria incidence rate (per 1000 pop. at risk) [SDG 3.3.3]	2020	
Malaria parasite prevalence among children aged 6-59 months (%)	2020	
TB incidence rate [SDG 3.3.2] (per 100 000 population)	2020	11

Mortality by cause

(Data source: WHO 2022)

Death rate due to road traffic injuries/100 000 pop [SDG 3.6.1]	4.5	17.6	11.3
Number of victims of intentional homicide/100 000 pop	13.8		
Premature NCD mortality/100 000 pop [SDG 3.4.1]	21.2		
Suicide rate/100 000 pop [SDG 3.4.2]	2.4	16.4	9.3

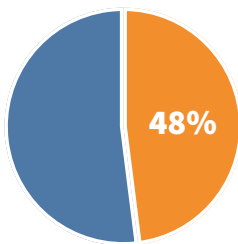
Health Outcomes

Determinants of health (Data source: WHO 2022; UNICEF/SOWC 2022)

Annual mean levels of fine particulate matter (population-weighted) - SDG 11.6.2 ($\mu\text{g}/\text{m}^3$)	2016	14
Children aged 1-14 years who experienced physical punishment and/or psychological aggression by caregivers in last month (%) -SDG 16.2.1	2019	
Children under 5 years who are stunted [SDG 2.2.1] (%)	2020	7
Children under 5 years who are wasted [SDG 2.2.2] (%)	2020	4
Drinking-water services [SDG 6.1.1] (%)	2020	
Intimate partner violence prevalence [SDG 5.2.1] (%)	2020	
Population with primary reliance on clean fuels -[SDG 7.1.2] (%)	2018	95
Sanitation services [SDG 6.2.1a/6.2.1b] (%)	2020	100
Tobacco use among persons aged 15+ years - [SDG 3.a.1] (%)	2018	21
Total alcohol per capita (15+ years) consumption [SDG 3.5.2] (litres of pure alcohol)	2018	21

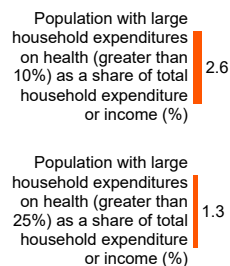
Health security

International Health Regulations (IHR) core capacities index – [SDG 3.d.1] Source: WHO/AFRO 2022

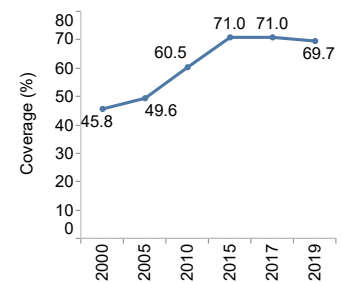


UHC (Data source: WHO 2022)

Large household expenditure on health



Coverage of essential health services



Functionality of Health System (Health Outputs)

Health services index (Data source: WHO/AFRO 2022)



Health System

Human resource (Data source: WHO/AFRO 2022)

Density of specialists doctors (per 1000 population)	2018	0.1
Health worker density and distribution [SDG 3.c.1]	2020	
Nursing staff (including midwives/associate nurses) (per 10,000 pop)	2020	

Master facility list (Data source: WHO/AFRO 2022)

Health facility density and distribution (per 10,000 pop.)	2020	
Health infrastructure readiness	2020	
Number of hospital beds	2020	
Number of ICU Beds	2021	10.0

Funds

Health financing (Data source: WHO/AFRO 2022)

Domestic general government health expenditure (GGHE-D) as percentage of general government expenditure (GGE) (%)	2018	10.1
Domestic Health Expenditure (DOM) as % of Current Health Expenditure (CHE)	2019	99.6
External Health Expenditure (EXT) as % of Current Health Expenditure (CHE)	2019	0.4
National budget allocated to health (%)	2019	10.2
Total current health expenditure (CHE) as percentage of gross domestic product (GDP) (%)	2019	5.2

Overview

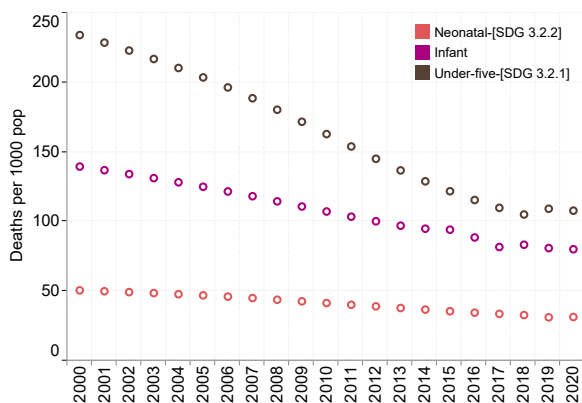
Demographics and socioeconomics (Data source: WHO 2022; UNDP 2022; The WorldBank 2022)

Total surface area (000's sq.km)	2020	72.18	Demographic growth (%)	2020	2.08
GDP growth (annual %)	2020	2.41	Density of population (people per sq.km)	2020	110.52
GDP per capita (Per capita in US\$)	2020	509.38	Inflation rate (%)	2020	13.45
Human Development Index	2020	0.45	Number of health districts	2020	16.00
Population size (in thousands)	2020	7,976.99	Number of Regions or Provinces	2020	5.00
			Poverty rate (%)	2020	56.80

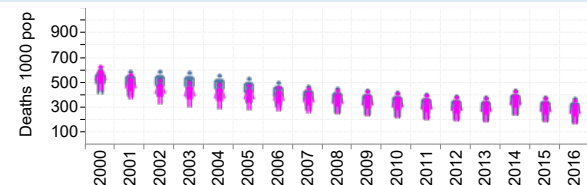
Health Impact

Age based mortality (Data source: WHO 2022)

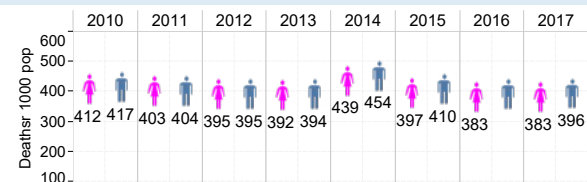
Under-five, Infant and neonatal mortality rates



Adolescent mortality rate

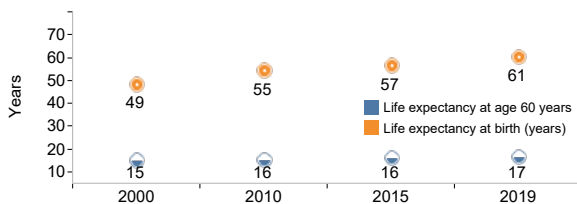


Adult mortality rate



Life expectancy (LE)

(Data source: WHO 2022)



Healthy life expectancy at birth (HALE)

(Data source: WHO 2022)



Disease based incidence/prevalence

(Data source: WHO 2022; UNAIDS 2022)

Hepatitis B incidence per 100 000 population [SDG 3.3.4]	2020	
Hepatitis B surface antigen prevalence (%)	2020	19
Malaria incidence rate (per 1000 pop. at risk) [SDG 3.3.3]	2020	328
Malaria parasite prevalence among children aged 6-59 months (%)	2020	
TB incidence rate [SDG 3.3.2] (per 100 000 population)	2020	298

Mortality by cause

(Data source: WHO 2022)

Indicator	Female	Male	Both sexes
Death rate due to road traffic injuries/100 000 pop [SDG 3.6.1]	23.0	43.1	
Mortality rate attributed to exposure to unsafe WASH services/100 000 pop [SDG 3.9.2]	75.8	86.8	
Mortality rate attributed to unintentional poisoning/100000 pop [SDG 3.9.3]			
Number of victims of intentional homicide/100 000 pop			
Premature NCD mortality/100 000 pop [SDG 3.4.1]			
Suicide rate/100 000 pop [SDG 3.4.2]	8.1	11.3	

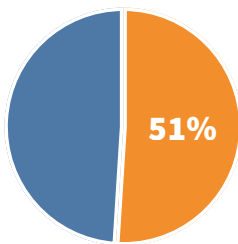
Health Outcomes

Determinants of health (Data source: WHO 2022; UNICEF/SOWC 2022)

Annual mean levels of fine particulate matter (population-weighted) - SDG 11.6.2 ($\mu\text{g}/\text{m}^3$)	2016	54
Children aged 1-14 years who experienced physical punishment and/or psychological aggression by caregivers in last month (%) -SDG 16.2.1	2019	87
Children under 5 years who are stunted [SDG 2.2.1] (%)	2020	27
Children under 5 years who are wasted [SDG 2.2.2] (%)	2020	5
Drinking-water services [SDG 6.1.1] (%)	2020	64
Intimate partner violence prevalence [SDG 5.2.1] (%)	2020	29
Population with primary reliance on clean fuels -[SDG 7.1.2] (%)	2018	5
Sanitation services [SDG 6.2.1a/6.2.1b] (%)	2020	17
Tobacco use among persons aged 15+ years - [SDG 3.a.1] (%)	2018	20
Total alcohol per capita (15+ years) consumption [SDG 3.5.2] (litres of pure alcohol)	2018	6

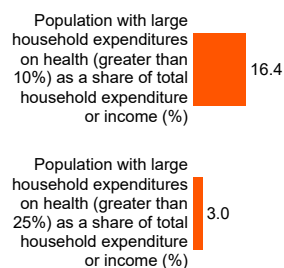
Health security

International Health Regulations (IHR) core capacities index – [SDG 3.d.1] Source: WHO/AFRO 2022

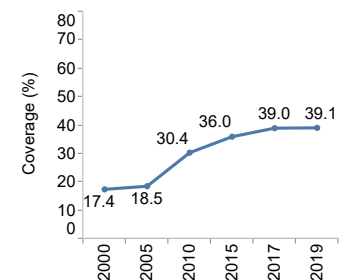


UHC (Data source: WHO 2022)

Large household expenditure on health



Coverage of essential health services



Functionality of Health System (Health Outputs)

Health services index (Data source: WHO/AFRO 2022)



Health System

Human resource (Data source: WHO/AFRO 2022)

Density of specialists doctors (per 1000 population)	2018	0.0
Health worker density and distribution [SDG 3.c.1]	2020	
Nursing staff (including midwives/associate nurses) (per 10,000 pop)	2020	7.5

Master facility list (Data source: WHO/AFRO 2022)

Health facility density and distribution (per 10,000 pop.)	2020	
Health infrastructure readiness	2020	
Number of hospital beds	2020	
Number of ICU Beds	2021	5.0

Funds

Health financing (Data source: WHO/AFRO 2022)

Domestic general government health expenditure (GGHE-D) as percentage of general government expenditure (GGE) (%)	2018	7.2
Domestic Health Expenditure (DOM) as % of Current Health Expenditure (CHE)	2019	74.1
External Health Expenditure (EXT) as % of Current Health Expenditure (CHE)	2019	25.8
National budget allocated to health (%)	2019	7.3
Total current health expenditure (CHE) as percentage of gross domestic product (GDP) (%)	2019	8.8

Overview

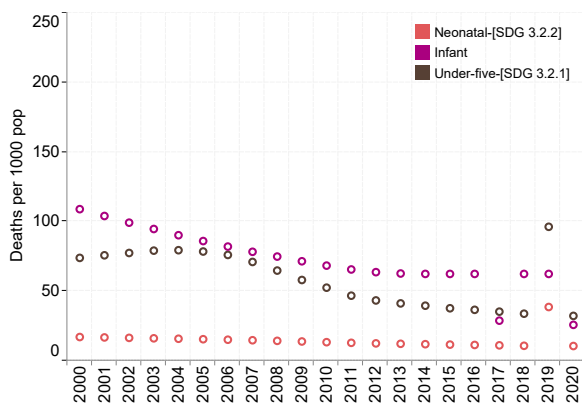
Demographics and socioeconomic (Data source: WHO 2022; UNDP 2022; The WorldBank 2022, Statistics South Africa (2022) Mid-year population estimates, 2022; Rapid Mortality Survey 2019 & 2022 SAMRC)

Total surface area (000's sq.km)	2020	1,213.09	Demographic growth (%)	2020	1.06
GDP growth (annual %)	2022	-0.76	Density of population (people per sq.km)	2020	48.89
GDP per capita (Per capita in US\$)	2021	6,994	Inflation rate (%)	2022	7.60
Human Development Index	2020	0.71	Number of health districts	2020	52.00
Population size (in thousands)	2022	60,604.99	Number of Regions or Provinces	2020	9.00
			Poverty rate (%)	2020	55.50

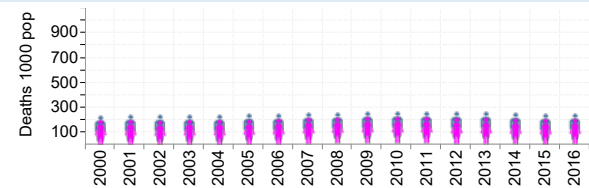
Health Impact

Age based mortality (Data source: WHO 2022)

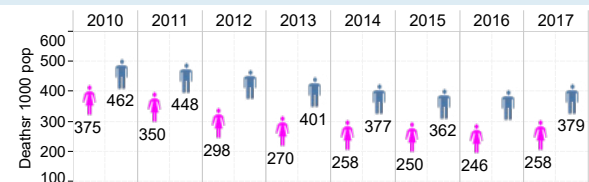
Under-five, Infant and neonatal mortality rates



Adolescent mortality rate

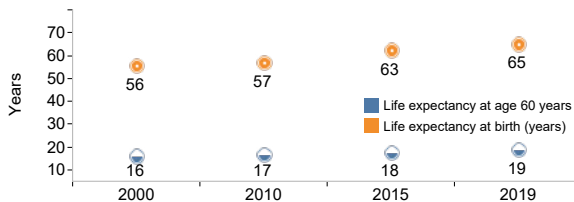


Adult mortality rate



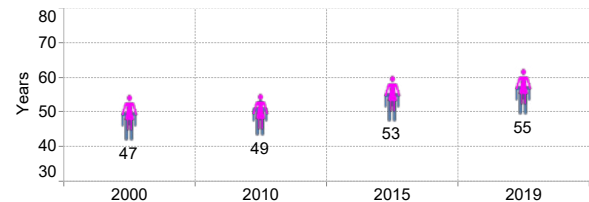
Life expectancy (LE)

(Data source: WHO 2022)



Healthy life expectancy at birth (HALE)

(Data source: WHO 2022)



Disease based incidence/prevalence

(Data source: WHO 2022; UNAIDS 2022)

Hepatitis B incidence per 100 000 population [SDG 3.3.4]	2020	
Hepatitis B surface antigen prevalence (%)	2020	4
HIV incidence rate per 1000 uninfected population [SDG 3.3.1]	2020	5
HIV prevalence among adults aged 15-49 years (%)	2020	20
HIV incidence rate (per 1000 population)	2020	14
Malaria parasite prevalence among children aged 6-59 months (%)	2020	

Mortality by cause

(Data source: WHO 2022)

Death rate due to road traffic injuries/100 000 pop [SDG 3.6.1]	34.9
Mortality rate attributed to exposure to unsafe WASH services/100 000 pop [SDG 3.9.2]	13.4
Mortality rate attributed to unintentional poisoning/100000 pop [SDG 3.9.3]	13.7
Number of victims of intentional homicide/100 000 pop	1.1
Premature NCD mortality/100 000 pop [SDG 3.4.1]	1.2
Suicide rate/100 000 pop [SDG 3.4.2]	18.7

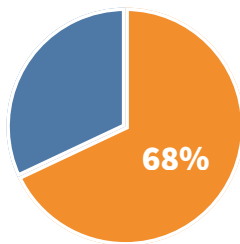
Health Outcomes

Determinants of health (Data source: WHO 2022; UNICEF/SOWC 2022)

Annual mean levels of fine particulate matter (population-weighted) - SDG 11.6.2 (µg/m³)	2016	25
Children aged 1-14 years who experienced physical punishment and/or psychological aggression by caregivers in last month (%) -SDG 16.2.1	2019	
Children under 5 years who are stunted [SDG 2.2.1] (%)	2020	23
Children under 5 years who are wasted [SDG 2.2.2] (%)	2020	3
Drinking-water services [SDG 6.1.1] (%)	2020	94
Intimate partner violence prevalence [SDG 5.2.1] (%)	2020	
Population with primary reliance on clean fuels -[SDG 7.1.2] (%)	2018	85
Sanitation services [SDG 6.2.1a/6.2.1b] (%)	2020	78
Tobacco use among persons aged 15+ years - [SDG 3.a.1] (%)	2018	31
Total alcohol per capita (15+ years) consumption [SDG 3.5.2] (litres of pure alcohol)	2018	10

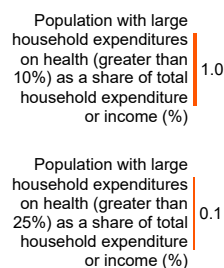
Health security

International Health Regulations (IHR) core capacities index – [SDG 3.d.1] Source: WHO/AFRO 2022

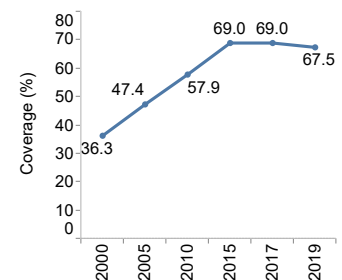


UHC (Data source: WHO 2022)

Large household expenditure on health



Coverage of essential health services



Functionality of Health System (Health Outputs)

Health services index (Data source: WHO/AFRO 2022)



Health System

Human resource (Data source: WHO/AFRO 2022)

Density of specialists doctors (per 1000 population)	2018	14.2
Health worker density and distribution [SDG 3.c.1]	2020	
Nursing staff (including midwives/associate nurses) (per 10,000 pop)	2020	49.7

Master facility list (Data source: WHO/AFRO 2022, NDoH 2022)

Health facility density and distribution (per 10,000 pop.)	2020	
Health infrastructure readiness	2020	108,805
Number of hospital beds	2022	5,616
Number of ICU Beds	2022	

Funds

Health financing (Data source: WHO/AFRO 2022)

Domestic general government health expenditure (GGHE-D) as percentage of general government expenditure (GGE) (%)	2018	13.3
Domestic Health Expenditure (DOM) as % of Current Health Expenditure (CHE)	2019	98.1
External Health Expenditure (EXT) as % of Current Health Expenditure (CHE)	2019	1.9
National budget allocated to health (%)	2019	13.3
Total current health expenditure (CHE) as percentage of gross domestic product (GDP) (%)	2019	9.1

Overview

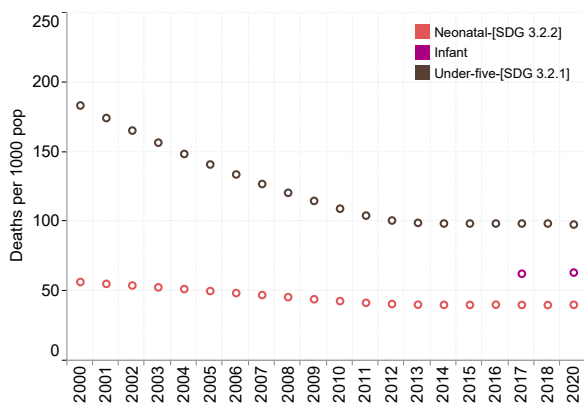
Demographics and socioeconomics (Data source: WHO 2022; UNDP 2022; The WorldBank 2022)

Total surface area (000's sq.km)	2020	631.93	Demographic growth (%)	2020	1.18
GDP growth (annual %)	2020	2.79	Density of population (people per sq.km)	2020	17.71
GDP per capita (Per capita in US\$)	2020	1,119.65	Inflation rate (%)	2020	29.68
Human Development Index	2020	0.43	Number of health districts	2020	80.00
Population size (in thousands)	2020	11,193.73	Number of Regions or Provinces	2020	10.00
			Poverty rate (%)	2020	82.30

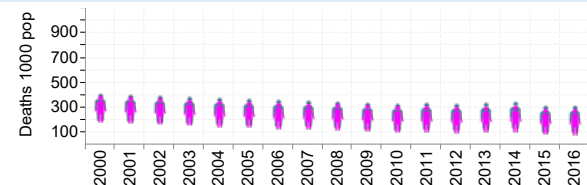
Health Impact

Age based mortality (Data source: WHO 2022)

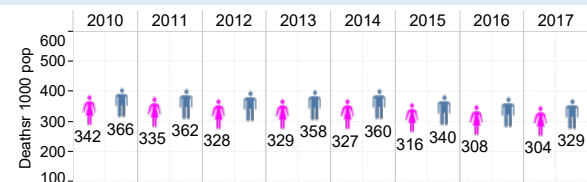
Under-five, Infant and neonatal mortality rates



Adolescent mortality rate

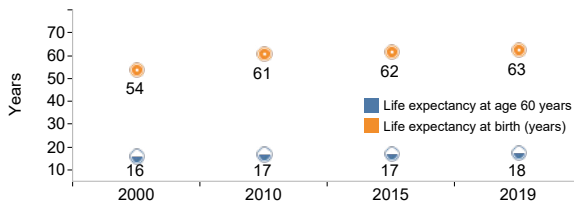


Adult mortality rate



Life expectancy (LE)

(Data source: WHO 2022)



Healthy life expectancy at birth (HALE)

(Data source: WHO 2022)



Disease based incidence/prevalence

(Data source: WHO 2022; UNAIDS 2022)

Hepatitis B incidence per 100 000 population [SDG 3.3.4]	2020	
Hepatitis B surface antigen prevalence (%)	2020	22
HIV prevalence among adults aged 15-49 years (%)	2020	3
HIV incidence rate (per 1000 population)	2020	2
Malaria incidence rate (per 1000 pop. at risk) [SDG 3.3.3]	2020	287
Malaria parasite prevalence among children aged 6-59 months (%)	2020	
TB incidence rate [SDG 3.3.2] (per 100 000 population)	2020	232

Mortality by cause

(Data source: WHO 2022)

Cause	Rate (per 100 000 pop)	Gender
Death rate due to road traffic injuries/100 000 pop [SDG 3.6.1]	49.0	Both sexes
Mortality rate attributed to exposure to unsafe WASH services/100 000 pop [SDG 3.9.2]	65.9	Female
Mortality rate attributed to unintentional poisoning/100000 pop [SDG 3.9.3]	2.7	Female
Number of victims of intentional homicide/100 000 pop	4.0	Both sexes
Premature NCD mortality/100 000 pop [SDG 3.4.1]		Both sexes
Suicide rate/100 000 pop [SDG 3.4.2]	2.6	Female
	3.7	Male

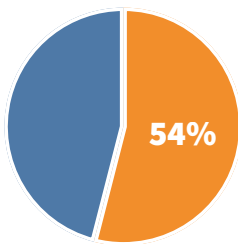
Health Outcomes

Determinants of health (Data source: WHO 2022; UNICEF/SOWC 2022)

Annual mean levels of fine particulate matter (population-weighted) - SDG 11.6.2 ($\mu\text{g}/\text{m}^3$)	2016	35
Children aged 1-14 years who experienced physical punishment and/or psychological aggression by caregivers in last month (%) -SDG 16.2.1	2019	
Children under 5 years who are stunted [SDG 2.2.1] (%)	2020	31
Children under 5 years who are wasted [SDG 2.2.2] (%)	2020	23
Drinking-water services [SDG 6.1.1] (%)	2020	41
Intimate partner violence prevalence [SDG 5.2.1] (%)	2020	
Population with primary reliance on clean fuels -[SDG 7.1.2] (%)	2018	5
Sanitation services [SDG 6.2.1a/6.2.1b] (%)	2020	16
Tobacco use among persons aged 15+ years - [SDG 3.a.1] (%)	2018	
Total alcohol per capita (15+ years) consumption [SDG 3.5.2] (litres of pure alcohol)	2018	

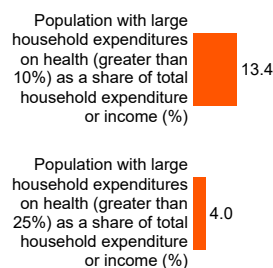
Health security

International Health Regulations (IHR) core capacities index – [SDG 3.d.1] Source: WHO/AFRO 2022

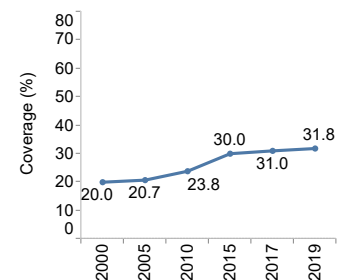


UHC (Data source: WHO 2022)

Large household expenditure on health



Coverage of essential health services



Functionality of Health System (Health Outputs)

Health services index (Data source: WHO/AFRO 2022)



Health System

Human resource (Data source: WHO/AFRO 2022)

Density of specialists doctors (per 1000 population)	2018	0.1
--	------	-----

Master facility list (Data source: WHO/AFRO 2022)

Health facility density and distribution (per 10,000 pop.)	2020	
Health infrastructure readiness	2020	
Number of hospital beds	2020	
Number of ICU Beds	2021	12.0

Funds

Health financing (Data source: WHO/AFRO 2022)

Domestic general government health expenditure (GGHE-D) as percentage of general government expenditure (GGE) (%)	2018	2.1
Domestic Health Expenditure (DOM) as % of Current Health Expenditure (CHE)	2019	37.6
External Health Expenditure (EXT) as % of Current Health Expenditure (CHE)	2019	62.3
National budget allocated to health (%)	2019	2.1
Total current health expenditure (CHE) as percentage of gross domestic product (GDP) (%)	2019	6.0

Overview

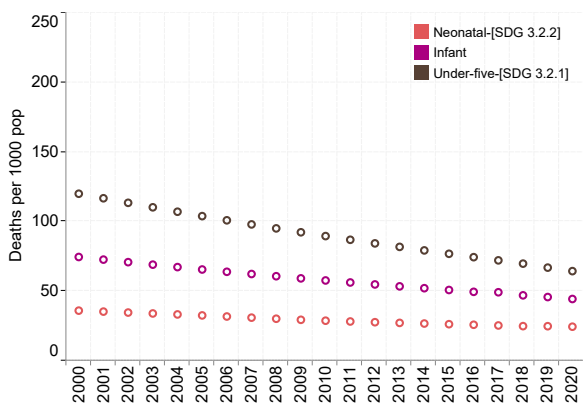
Demographics and socioeconomics (Data source: WHO 2022; UNDP 2022; The WorldBank 2022)

Total surface area (000's sq.km)	2020	54.39	Demographic growth (%)	2020	2.40
GDP growth (annual %)	2020	2.37	Density of population (people per sq.km)	2020	152.21
GDP per capita (Per capita in US\$)	2020	914.95	Inflation rate (%)	2020	1.83
Human Development Index	2020	0.52	Number of health districts	2020	44.00
Population size (in thousands)	2020	8,278.74	Number of Regions or Provinces	2020	6.00
			Poverty rate (%)	2020	55.10

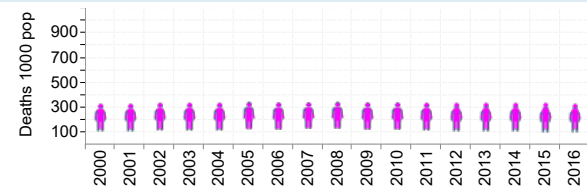
Health Impact

Age based mortality (Data source: WHO 2022)

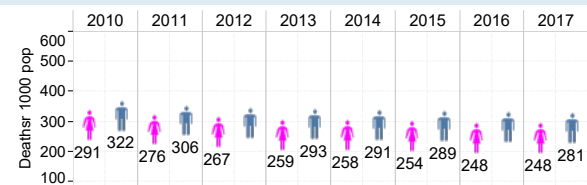
Under-five, Infant and neonatal mortality rates



Adolescent mortality rate

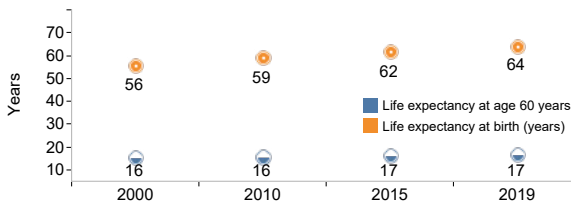


Adult mortality rate



Life expectancy (LE)

(Data source: WHO 2022)



Healthy life expectancy at birth (HALE)

(Data source: WHO 2022)



Disease based incidence/prevalence

(Data source: WHO 2022; UNAIDS 2022)

Hepatitis B incidence per 100 000 population [SDG 3.3.4]	2020	
Hepatitis B surface antigen prevalence (%)	2020	8
HIV prevalence among adults aged 15-49 years (%)	2020	2
Malaria incidence rate (per 1000 pop. at risk) [SDG 3.3.3]	2020	229
Malaria parasite prevalence among children aged 6-59 months (%)	2020	
TB incidence rate [SDG 3.3.2] (per 100 000 population)	2020	36

Mortality by cause

(Data source: WHO 2022)

Death rate due to road traffic injuries/100 000 pop [SDG 3.6.1]	39.6
Mortality rate attributed to exposure to unsafe WASH services/100 000 pop [SDG 3.9.2]	41.1 41.6
Mortality rate attributed to unintentional poisoning/100000 pop [SDG 3.9.3]	1.8 2.4
Number of victims of intentional homicide/100 000 pop	
Premature NCD mortality/100 000 pop [SDG 3.4.1]	
Suicide rate/100 000 pop [SDG 3.4.2]	12.8

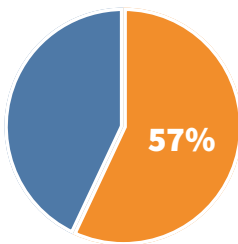
Health Outcomes

Determinants of health (Data source: WHO 2022; UNICEF/SOWC 2022)

Annual mean levels of fine particulate matter (population-weighted) - SDG 11.6.2 (µg/m³)	2016	45
Children aged 1-14 years who experienced physical punishment and/or psychological aggression by caregivers in last month (%) -SDG 16.2.1	2019	92
Children under 5 years who are stunted [SDG 2.2.1] (%)	2020	24
Children under 5 years who are wasted [SDG 2.2.2] (%)	2020	6
Drinking-water services [SDG 6.1.1] (%)	2020	69
Intimate partner violence prevalence [SDG 5.2.1] (%)	2020	13
Population with primary reliance on clean fuels -[SDG 7.1.2] (%)	2018	9
Sanitation services [SDG 6.2.1a/6.2.1b] (%)	2020	19
Tobacco use among persons aged 15+ years - [SDG 3.a.1] (%)	2018	8
Total alcohol per capita (15+ years) consumption [SDG 3.5.2] (litres of pure alcohol)	2018	3

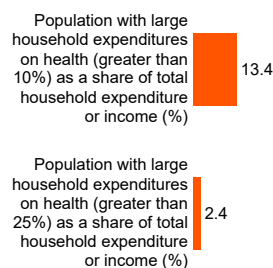
Health security

International Health Regulations (IHR) core capacities index – [SDG 3.d.1] Source: WHO/AFRO 2022

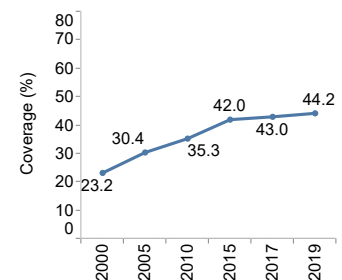


UHC (Data source: WHO 2022)

Large household expenditure on health

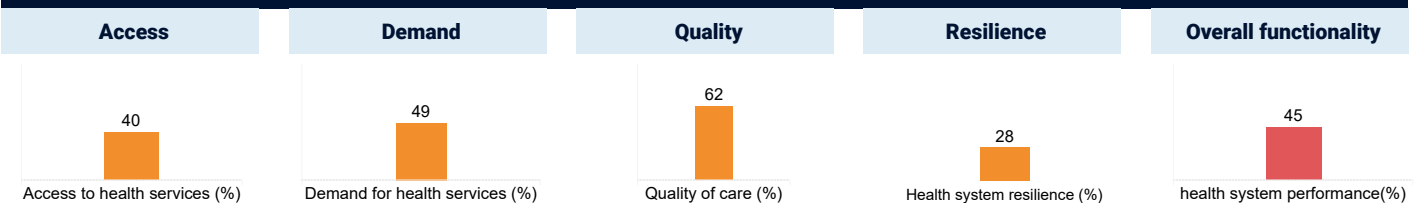


Coverage of essential health services



Functionality of Health System (Health Outputs)

Health services index (Data source: WHO/AFRO 2022)



Health System

Human resource (Data source: WHO/AFRO 2022)

Density of specialists doctors (per 1000 population)	2018	0.4
Health worker density and distribution [SDG 3.c.1]	2020	
Nursing staff (including midwives/associate nurses) (per 10,000 pop)	2020	5.1

Master facility list (Data source: WHO/AFRO 2022)

Health facility density and distribution (per 10,000 pop.)	2020	
Health infrastructure readiness	2020	
Number of hospital beds	2020	
Number of ICU Beds	2021	48.0

Funds

Health financing (Data source: WHO/AFRO 2022)

Domestic general government health expenditure (GGHE-D) as percentage of general government expenditure (GGE) (%)	2018	4.3
Domestic Health Expenditure (DOM) as % of Current Health Expenditure (CHE)	2019	83.1
External Health Expenditure (EXT) as % of Current Health Expenditure (CHE)	2019	16.8
National budget allocated to health (%)	2019	4.3
Total current health expenditure (CHE) as percentage of gross domestic product (GDP) (%)	2019	5.7

Overview

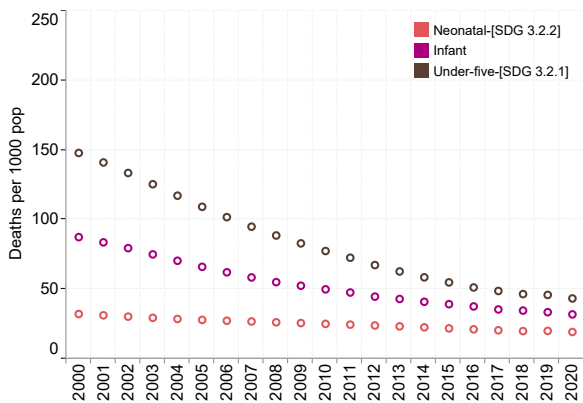
Demographics and socioeconomics (Data source: WHO 2022; UNDP 2022; The WorldBank 2022)

Total surface area (000's sq.km)	2020	200.52	Demographic growth (%)	2020	3.27
GDP growth (annual %)	2020	4.87	Density of population (people per sq.km)	2020	228.11
GDP per capita (Per capita in US\$)	2020	822.03	Inflation rate (%)	2020	3.79
Human Development Index	2020	0.54	Number of health districts	2020	135.00
Population size (in thousands)	2020	45,741.00	Number of Regions or Provinces	2020	15.00
			Poverty rate (%)	2020	20.30

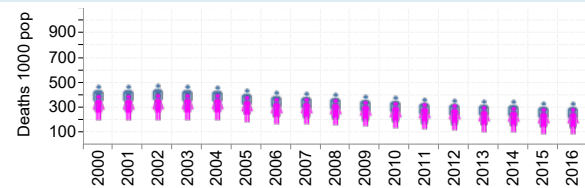
Health Impact

Age based mortality (Data source: WHO 2022)

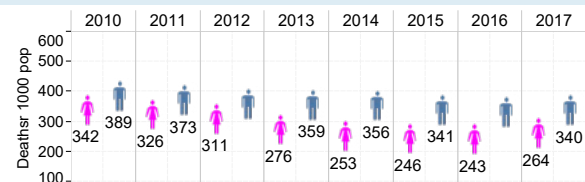
Under-five, Infant and neonatal mortality rates



Adolescent mortality rate

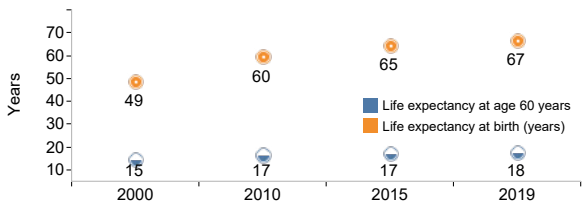


Adult mortality rate



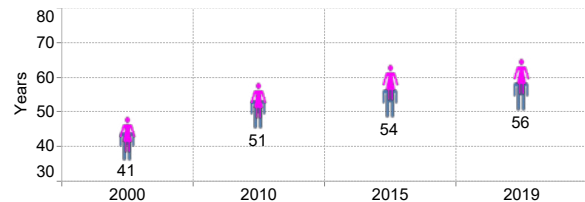
Life expectancy (LE)

(Data source: WHO 2022)



Healthy life expectancy at birth (HALE)

(Data source: WHO 2022)



Disease based incidence/prevalence

(Data source: WHO 2022; UNAIDS 2022)

Hepatitis B incidence per 100 000 population [SDG 3.3.4]	2020	
Hepatitis B surface antigen prevalence (%)	2020	6
HIV prevalence among adults aged 15-49 years (%)	2020	6
HIV incidence rate (per 1000 population)	2020	4
Malaria incidence rate (per 1000 pop. at risk) [SDG 3.3.3]	2020	284
Malaria parasite prevalence among children aged 6-59 months (%)	2020	
TB incidence rate [SDG 3.3.2] (per 100 000 population)	2020	196

Mortality by cause

(Data source: WHO 2022)

Death rate due to road traffic injuries/100 000 pop [SDG 3.6.1]	46.0
Mortality rate attributed to exposure to unsafe WASH services/100 000 pop [SDG 3.9.2]	30.4
Mortality rate attributed to unintentional poisoning/100000 pop [SDG 3.9.3]	2.4
Number of victims of intentional homicide/100 000 pop	3.2
Premature NCD mortality/100 000 pop [SDG 3.4.1]	
Suicide rate/100 000 pop [SDG 3.4.2]	10.7

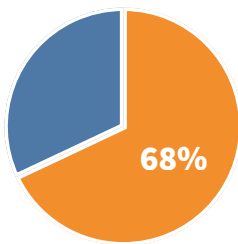
Health Outcomes

Determinants of health (Data source: WHO 2022; UNICEF/SOWC 2022)

Annual mean levels of fine particulate matter (population-weighted) - SDG 11.6.2 (µg/m³)	2016	43
Children aged 1-14 years who experienced physical punishment and/or psychological aggression by caregivers in last month (%) -SDG 16.2.1	2019	85
Children under 5 years who are stunted [SDG 2.2.1] (%)	2020	28
Children under 5 years who are wasted [SDG 2.2.2] (%)	2020	3
Drinking-water services [SDG 6.1.1] (%)	2020	56
Intimate partner violence prevalence [SDG 5.2.1] (%)	2020	56
Population with primary reliance on clean fuels -[SDG 7.1.2] (%)	2018	5
Sanitation services [SDG 6.2.1a/6.2.1b] (%)	2020	20
Tobacco use among persons aged 15+ years - [SDG 3.a.1] (%)	2018	10
Total alcohol per capita (15+ years) consumption [SDG 3.5.2] (litres of pure alcohol)	2018	15

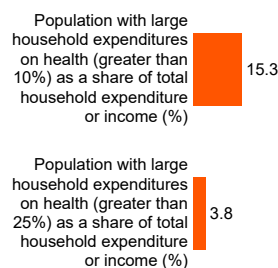
Health security

International Health Regulations (IHR) core capacities index – [SDG 3.d.1] Source: WHO/AFRO 2022

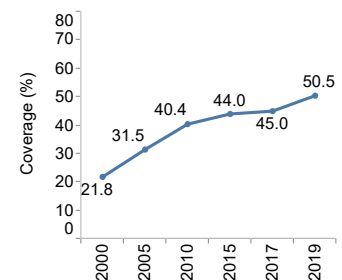


UHC (Data source: WHO 2022)

Large household expenditure on health

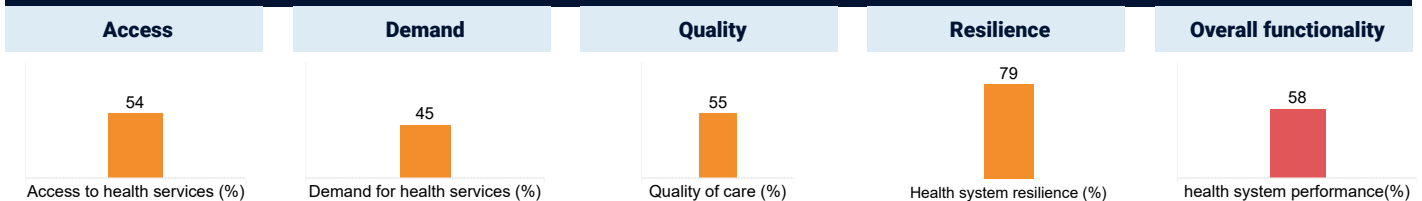


Coverage of essential health services



Functionality of Health System (Health Outputs)

Health services index (Data source: WHO/AFRO 2022)



Health System

Human resource (Data source: WHO/AFRO 2022)

Density of specialists doctors (per 1000 population)	2018	0.2
Health worker density and distribution [SDG 3.c.1]	2020	
Nursing staff (including midwives/associate nurses) (per 10,000 pop)	2020	16.4

Master facility list (Data source: WHO/AFRO 2022)

Health facility density and distribution (per 10,000 pop.)	2020	
Health infrastructure readiness	2020	
Number of hospital beds	2020	
Number of ICU Beds	2021	200.0

Funds

Health financing (Data source: WHO/AFRO 2022)

Domestic general government health expenditure (GGHE-D) as percentage of general government expenditure (GGE) (%)	2018	5.1
Domestic Health Expenditure (DOM) as % of Current Health Expenditure (CHE)	2019	56.8
External Health Expenditure (EXT) as % of Current Health Expenditure (CHE)	2019	43.1
National budget allocated to health (%)	2019	5.1
Total current health expenditure (CHE) as percentage of gross domestic product (GDP) (%)	2019	3.8

Overview

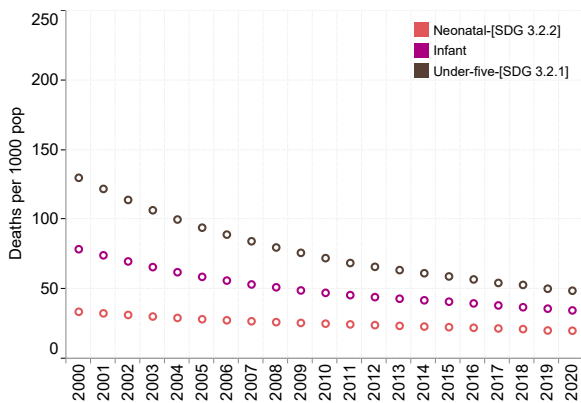
Demographics and socioeconomics (Data source: WHO 2022; UNDP 2022; The WorldBank 2022)

Total surface area (000's sq.km)	2020	885.80	Demographic growth (%)	2020	2.94
GDP growth (annual %)	2020	3.81	Density of population (people per sq.km)	2020	67.44
GDP per capita (Per capita in US\$)	2020	1,076.47	Inflation rate (%)	2020	3.29
Human Development Index	2020	0.53	Number of health districts	2020	195.00
Population size (in thousands)	2020	59,734.21	Number of Regions or Provinces	2020	31.00
			Poverty rate (%)	2020	26.40

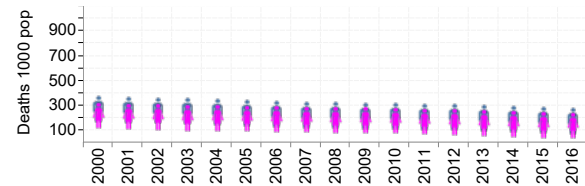
Health Impact

Age based mortality (Data source: WHO 2022)

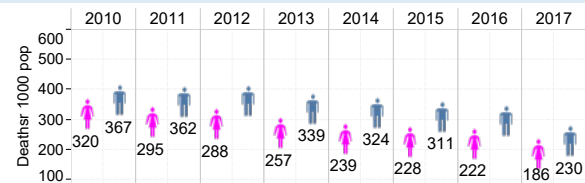
Under-five, Infant and neonatal mortality rates



Adolescent mortality rate

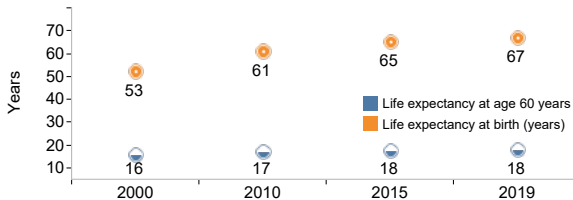


Adult mortality rate



Life expectancy (LE)

(Data source: WHO 2022)



Healthy life expectancy at birth (HALE)

(Data source: WHO 2022)



Disease based incidence/prevalence

(Data source: WHO 2022; UNAIDS 2022)

Hepatitis B incidence per 100 000 population [SDG 3.3.4]	2020	
Hepatitis B surface antigen prevalence (%)	2020	4
HIV prevalence among adults aged 15-49 years (%)	2020	5
HIV incidence rate (per 1000 population)	2020	3
Malaria incidence rate (per 1000 pop. at risk) [SDG 3.3.3]	2020	120
Malaria parasite prevalence among children aged 6-59 months (%)	2020	
TB incidence rate [SDG 3.3.2] (per 100 000 population)	2020	222

Mortality by cause

(Data source: WHO 2022)

Death rate due to road traffic injuries/100 000 pop [SDG 3.6.1]	43.2
Mortality rate attributed to exposure to unsafe WASH services/100 000 pop [SDG 3.9.2]	40.6
Mortality rate attributed to unintentional poisoning/100000 pop [SDG 3.9.3]	38.4
Number of victims of intentional homicide/100 000 pop	2.2
Premature NCD mortality/100 000 pop [SDG 3.4.1]	2.7
Suicide rate/100 000 pop [SDG 3.4.2]	7.7

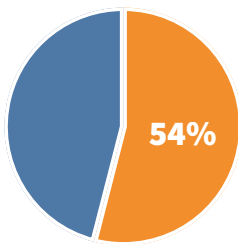
Health Outcomes

Determinants of health (Data source: WHO 2022; UNICEF/SOWC 2022)

Annual mean levels of fine particulate matter (population-weighted) - SDG 11.6.2 (µg/m³)	2016	27
Children aged 1-14 years who experienced physical punishment and/or psychological aggression by caregivers in last month (%) -SDG 16.2.1	2019	
Children under 5 years who are stunted [SDG 2.2.1] (%)	2020	32
Children under 5 years who are wasted [SDG 2.2.2] (%)	2020	4
Drinking-water services [SDG 6.1.1] (%)	2020	61
Intimate partner violence prevalence [SDG 5.2.1] (%)	2020	30
Population with primary reliance on clean fuels -[SDG 7.1.2] (%)	2018	5
Sanitation services [SDG 6.2.1a/6.2.1b] (%)	2020	32
Tobacco use among persons aged 15+ years - [SDG 3.a.1] (%)	2018	13
Total alcohol per capita (15+ years) consumption [SDG 3.5.2] (litres of pure alcohol)	2018	11

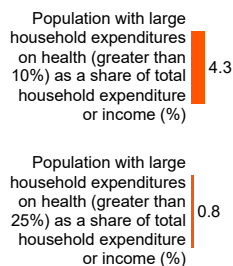
Health security

International Health Regulations (IHR) core capacities index – [SDG 3.d.1] Source: WHO/AFRO 2022

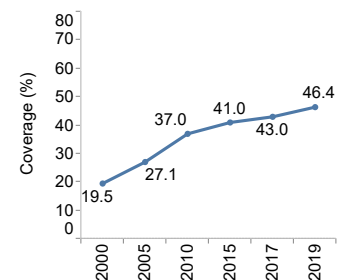


UHC (Data source: WHO 2022)

Large household expenditure on health



Coverage of essential health services



Functionality of Health System (Health Outputs)

Health services index (Data source: WHO/AFRO 2022)



Health System

Human resource (Data source: WHO/AFRO 2022)

Density of specialists doctors (per 1000 population)	2018	0.5
Health worker density and distribution [SDG 3.c.1]	2020	
Nursing staff (including midwives/associate nurses) (per 10,000 pop)	2020	5.7

Master facility list (Data source: WHO/AFRO 2022)

Health facility density and distribution (per 10,000 pop.)	2020	
Health infrastructure readiness	2020	
Number of hospital beds	2020	
Number of ICU Beds	2021	244.0

Funds

Health financing (Data source: WHO/AFRO 2022)

Domestic general government health expenditure (GGHE-D) as percentage of general government expenditure (GGE) (%)	2018	9.4
Domestic Health Expenditure (DOM) as % of Current Health Expenditure (CHE)	2019	67.7
External Health Expenditure (EXT) as % of Current Health Expenditure (CHE)	2019	32.2
National budget allocated to health (%)	2019	9.4
Total current health expenditure (CHE) as percentage of gross domestic product (GDP) (%)	2019	3.8

Overview

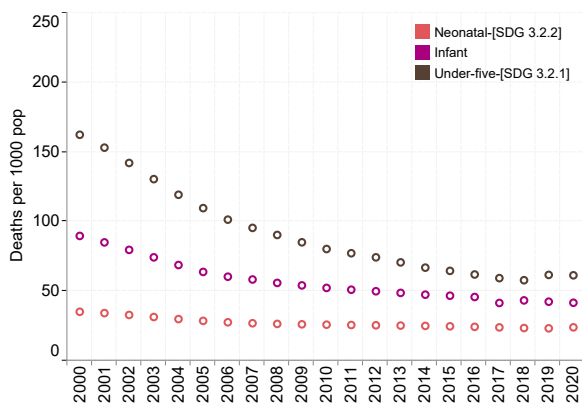
Demographics and socioeconomics (Data source: WHO 2022; UNDP 2022; The WorldBank 2022)

Total surface area (000's sq.km)	2020	743.39	Demographic growth (%)	2020	2.89
GDP growth (annual %)	2020	1.09	Density of population (people per sq.km)	2020	24.73
GDP per capita (Per capita in US\$)	2020	985.13	Inflation rate (%)	2020	15.73
Human Development Index	2020	0.58	Number of health districts	2020	109.00
Population size (in thousands)	2020	18,383.96	Number of Regions or Provinces	2020	10.00
			Poverty rate (%)	2020	54.40

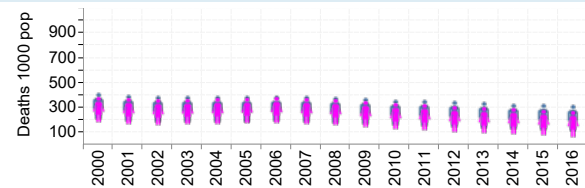
Health Impact

Age based mortality (Data source: WHO 2022)

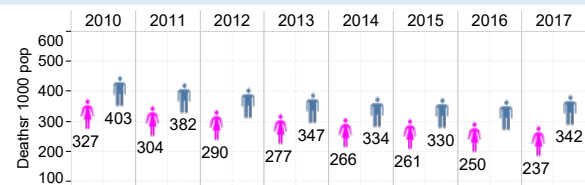
Under-five, Infant and neonatal mortality rates



Adolescent mortality rate

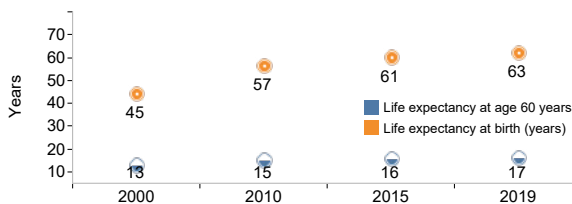


Adult mortality rate



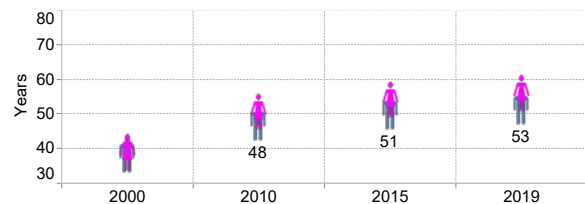
Life expectancy (LE)

(Data source: WHO 2022)



Healthy life expectancy at birth (HALE)

(Data source: WHO 2022)



Disease based incidence/prevalence

(Data source: WHO 2022; UNAIDS 2022)

Hepatitis B incidence per 100 000 population [SDG 3.3.4]	2020	
Hepatitis B surface antigen prevalence (%)	2020	4
HIV incidence rate per 1000 uninfected population [SDG 3.3.1]	2020	4
HIV prevalence among adults aged 15-49 years (%)	2020	11
HIV incidence rate (per 1000 population)	2020	8
Malaria incidence rate (per 1000 pop. at risk) [SDG 3.3.3]	2020	187
Malaria parasite prevalence among children aged 6-59 months (%)	2020	
TB incidence rate [SDG 3.3.2] (per 100 000 population)	2020	319

Mortality by cause

(Data source: WHO 2022)

Cause	Rate
Death rate due to road traffic injuries/100 000 pop [SDG 3.6.1]	30.8
Mortality rate attributed to exposure to unsafe WASH services/100 000 pop [SDG 3.9.2]	36.6
Mortality rate attributed to unintentional poisoning/100000 pop [SDG 3.9.3]	2.1
Number of victims of intentional homicide/100 000 pop	2.9
Premature NCD mortality/100 000 pop [SDG 3.4.1]	
Suicide rate/100 000 pop [SDG 3.4.2]	8.8

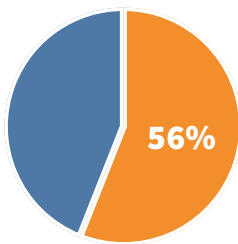
Health Outcomes

Determinants of health (Data source: WHO 2022; UNICEF/SOWC 2022)

Annual mean levels of fine particulate matter (population-weighted) - SDG 11.6.2 ($\mu\text{g}/\text{m}^3$)	2016	31
Children aged 1-14 years who experienced physical punishment and/or psychological aggression by caregivers in last month (%) -SDG 16.2.1	2019	
Children under 5 years who are stunted [SDG 2.2.1] (%)	2020	32
Children under 5 years who are wasted [SDG 2.2.2] (%)	2020	4
Drinking-water services [SDG 6.1.1] (%)	2020	65
Intimate partner violence prevalence [SDG 5.2.1] (%)	2020	28
Population with primary reliance on clean fuels -[SDG 7.1.2] (%)	2018	13
Sanitation services [SDG 6.2.1a/6.2.1b] (%)	2020	32
Tobacco use among persons aged 15+ years - [SDG 3.a.1] (%)	2018	15
Total alcohol per capita (15+ years) consumption [SDG 3.5.2] (litres of pure alcohol)	2018	7

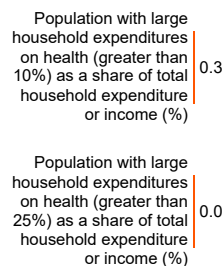
Health security

International Health Regulations (IHR) core capacities index – [SDG 3.d.1] Source: WHO/AFRO 2022

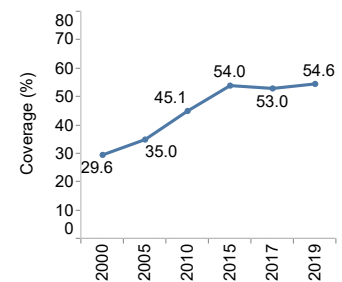


UHC (Data source: WHO 2022)

Large household expenditure on health



Coverage of essential health services



Functionality of Health System (Health Outputs)

Health services index (Data source: WHO/AFRO 2022)



Health System

Human resource (Data source: WHO/AFRO 2022)

Density of specialists doctors (per 1000 population)	2018	0.3
Health worker density and distribution [SDG 3.c.1]	2020	
Nursing staff (including midwives/associate nurses) (per 10,000 pop)	2020	10.2

Master facility list (Data source: WHO/AFRO 2022)

Health facility density and distribution (per 10,000 pop.)	2020	
Health infrastructure readiness	2020	
Number of hospital beds	2020	
Number of ICU Beds	2021	166.0

Funds

Health financing (Data source: WHO/AFRO 2022)

Domestic general government health expenditure (GGHE-D) as percentage of general government expenditure (GGE) (%)	2018	7.0
Domestic Health Expenditure (DOM) as % of Current Health Expenditure (CHE)	2019	55.4
External Health Expenditure (EXT) as % of Current Health Expenditure (CHE)	2019	44.5
National budget allocated to health (%)	2019	7.0
Total current health expenditure (CHE) as percentage of gross domestic product (GDP) (%)	2019	5.3

Overview

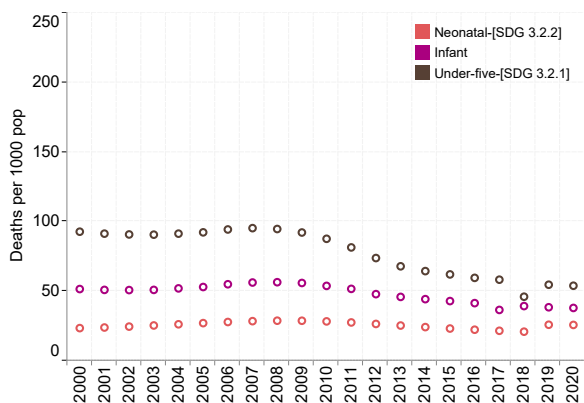
Demographics and socioeconomics (Data source: WHO 2022; UNDP 2022; The WorldBank 2022, Zimstat 2022)

Total surface area (000's sq.km)	2020	386.85	Demographic growth (%)	2020	1.47
GDP growth (annual %)	2020	3.36	Density of population (people per sq.km)	2020	38.42
GDP per capita (Per capita in US\$)	2020	1,214.51	Inflation rate (%)	2020	557.20
Human Development Index	2020	0.57	Number of health districts	2020	63.00
Population size (in thousands)	2022	15,178.97	Number of Regions or Provinces	2020	10.00
			Poverty rate (%)	2020	38.30

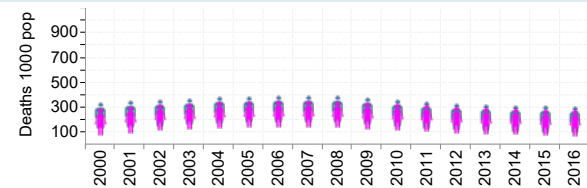
Health Impact

Age based mortality (Data source: WHO 2022)

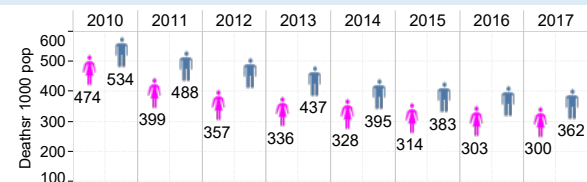
Under-five, Infant and neonatal mortality rates



Adolescent mortality rate

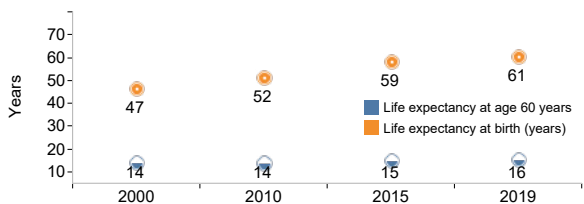


Adult mortality rate



Life expectancy (LE)

(Data source: WHO 2022)



Healthy life expectancy at birth (HALE)

(Data source: WHO 2022)



Disease based incidence/prevalence

(Data source: WHO 2022; UNAIDS 2022)

Hepatitis B incidence per 100 000 population [SDG 3.3.4]	2020	
Hepatitis B surface antigen prevalence (%)	2020	10
HIV incidence rate per 1000 uninfected population [SDG 3.3.1]	2020	2
HIV prevalence among adults aged 15-49 years (%)	2020	13
HIV incidence rate (per 1000 population)	2020	9
Malaria incidence rate (per 1000 pop. at risk) [SDG 3.3.3]	2020	187
Malaria parasite prevalence among children aged 6-59 months (%)	2020	0.2
TB incidence rate [SDG 3.3.2] (per 100 000 population)	2020	193

Mortality by cause

(Data source: WHO 2022)

Death rate due to road traffic injuries/100 000 pop [SDG 3.6.1]	16.9	67.9
Mortality rate attributed to exposure to unsafe WASH services/100 000 pop [SDG 3.9.2]	27.1	
Mortality rate attributed to unintentional poisoning/100000 pop [SDG 3.9.3]	2.3	2.2
Number of victims of intentional homicide/100 000 pop		
Premature NCD mortality/100 000 pop [SDG 3.4.1]		
Suicide rate/100 000 pop [SDG 3.4.2]	15.7	

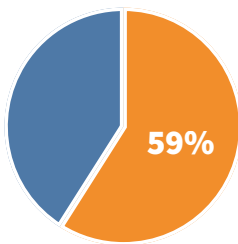
Health Outcomes

Determinants of health (Data source: WHO 2022; UNICEF/SOWC 2022)

Annual mean levels of fine particulate matter (population-weighted) - SDG 11.6.2 ($\mu\text{g}/\text{m}^3$)	2016	25
Children aged 1-14 years who experienced physical punishment and/or psychological aggression by caregivers in last month (%) -SDG 16.2.1	2019	61.2
Children under 5 years who are stunted [SDG 2.2.1] (%)	2020	23
Children under 5 years who are wasted [SDG 2.2.2] (%)	2020	3
Drinking-water services [SDG 6.1.1] (%)	2020	63
Intimate partner violence prevalence [SDG 5.2.1] (%)	2020	18
Population with primary reliance on clean fuels -[SDG 7.1.2] (%)	2018	29
Sanitation services [SDG 6.2.1a/6.2.1b] (%)	2020	35
Tobacco use among persons aged 15+ years - [SDG 3.a.1] (%)	2018	14
Total alcohol per capita (15+ years) consumption [SDG 3.5.2] (litres of pure alcohol)	2018	5

Health security

International Health Regulations (IHR) core capacities index – [SDG 3.d.1] Source: WHO/AFRO 2022



UHC (Data source: WHO 2022)

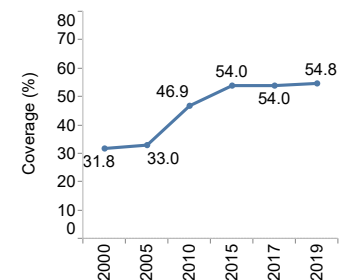
Large household expenditure on health

Population with large household expenditures on health (greater than 10%) as a share of total household expenditure or income (%)

Population with large household expenditures on health (greater than 25%) as a share of total household expenditure or income (%)

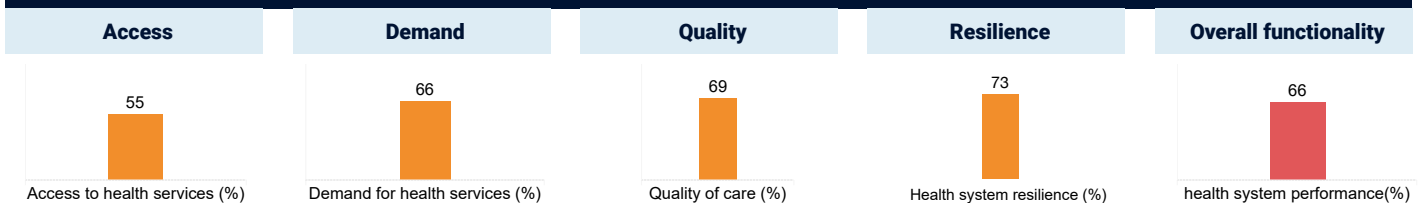


Coverage of essential health services



Functionality of Health System (Health Outputs)

Health services index (Data source: WHO/AFRO 2022)



Health System

Human resource (Data source: WHO/AFRO 2022)

Density of specialists doctors (per 1000 population)	2018	0.2
Health worker density and distribution [SDG 3.c.1]	2020	
Nursing staff (including midwives/associate nurses) (per 10,000 pop)	2020	21.4

Master facility list (Data source: WHO/AFRO 2022)

Health facility density and distribution (per 10,000 pop.)	2020	
Health infrastructure readiness	2020	
Number of hospital beds	2020	
Number of ICU Beds	2021	

Funds

Health financing (Data source: WHO/AFRO 2022, MoHCC 2020)

Domestic general government health expenditure (GGHE-D) as percentage of general government expenditure (GGE) (%)	2020	11.1
Domestic Health Expenditure (DOM) as % of Current Health Expenditure (CHE)	2020	47
External Health Expenditure (EXT) as % of Current Health Expenditure (CHE)	2020	56
National budget allocated to health (%)	2021	13
Total current health expenditure (CHE) as percentage of gross domestic product (GDP) (%)	2020	3.7

