

Overview

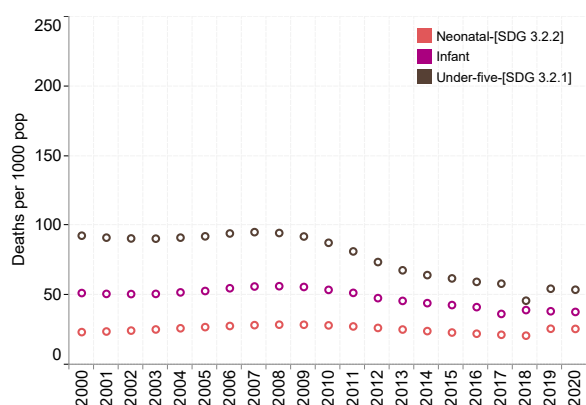
Demographics and socioeconomic (Data source: WHO 2022; UNDP 2022; The WorldBank 2022, Zimstat 2022)

Total surface area (000's sq.km)	2020	386.85	Demographic growth (%)	2020	1.47
GDP growth (annual %)	2020	3.36	Density of population (people per sq.km)	2020	38.42
GDP per capita (Per capita in US\$)	2020	1,214.51	Inflation rate (%)	2020	557.20
Human Development Index	2020	0.57	Number of health districts	2020	63.00
Population size (in thousands)	2022	15,178.97	Number of Regions or Provinces	2020	10.00
			Poverty rate (%)	2020	38.30

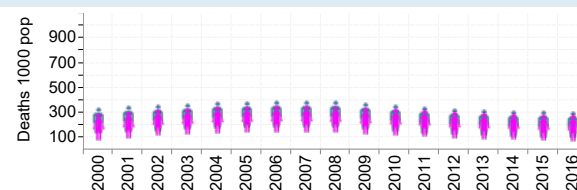
Health Impact

Age based mortality (Data source: WHO 2022)

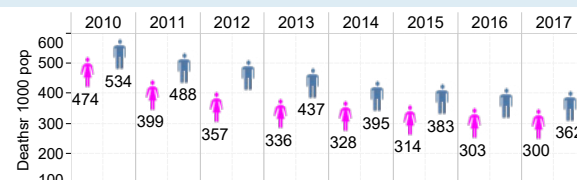
Under-five, Infant and neonatal mortality rates



Adolescent mortality rate

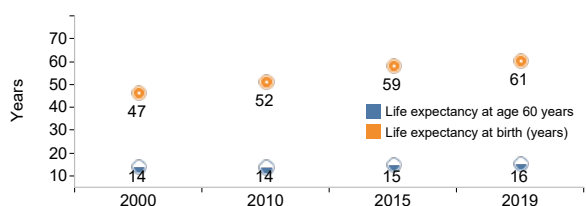


Adult mortality rate



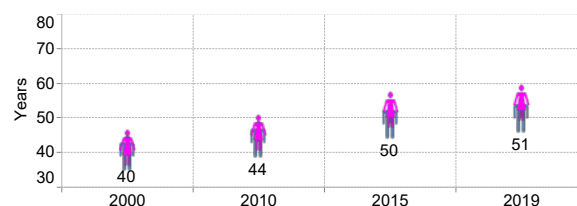
Life expectancy (LE)

(Data source: WHO 2022)



Healthy life expectancy at birth (HALE)

(Data source: WHO 2022)



Disease based incidence/prevalence

(Data source: WHO 2022; UNAIDS 2022)

Hepatitis B incidence per 100 000 population [SDG 3.3.4]	2020	
Hepatitis B surface antigen prevalence (%)	2020	10
HIV incidence rate per 1000 uninfected population [SDG 3.3.1]	2020	2
HIV prevalence among adults aged 15-49 years (%)	2020	13
HIV incidence rate (per 1000 population)	2020	9
Malaria incidence rate (per 1000 pop. at risk) [SDG 3.3.3]	2020	187
Malaria parasite prevalence among children aged 6-59 months (%)	2020	0.2
TB incidence rate [SDG 3.3.2] (per 100 000 population)	2020	193

Mortality by cause

(Data source: WHO 2022)

Death rate due to road traffic injuries/100 000 pop [SDG 3.6.1]	16.9	67.9
Mortality rate attributed to exposure to unsafe WASH services/100 000 pop [SDG 3.9.2]	27.1	
Mortality rate attributed to unintentional poisoning/100000 pop [SDG 3.9.3]	2.3	2.2
Number of victims of intentional homicide/100 000 pop		
Premature NCD mortality/100 000 pop [SDG 3.4.1]		
Suicide rate/100 000 pop [SDG 3.4.2]	15.7	

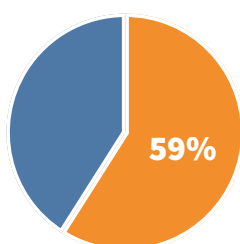
Health Outcomes

Determinants of health (Data source: WHO 2022; UNICEF/SOWC 2022)

Annual mean levels of fine particulate matter (population-weighted) - SDG 11.6.2 (µg/m³)	2016	25
Children aged 1-14 years who experienced physical punishment and/or psychological aggression by caregivers in last month (%) -SDG 16.2.1	2019	61.2
Children under 5 years who are stunted [SDG 2.2.1] (%)	2020	23
Children under 5 years who are wasted [SDG 2.2.2] (%)	2020	3
Drinking-water services [SDG 6.1.1] (%)	2020	63
Intimate partner violence prevalence [SDG 5.2.1] (%)	2020	18
Population with primary reliance on clean fuels -[SDG 7.1.2] (%)	2018	29
Sanitation services [SDG 6.2.1a/6.2.1b] (%)	2020	35
Tobacco use among persons aged 15+ years - [SDG 3.a.1] (%)	2018	14
Total alcohol per capita (15+ years) consumption [SDG 3.5.2] (litres of pure alcohol)	2018	5

Health security

International Health Regulations (IHR) core capacities index – [SDG 3.d.1] Source: WHO/AFRO 2022



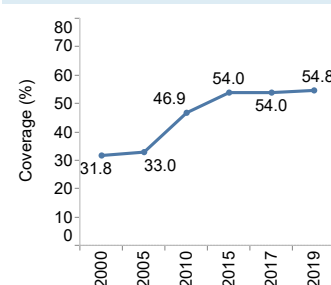
UHC (Data source: WHO 2022)

Large household expenditure on health

Population with large household expenditures on health (greater than 10%) as a share of total household expenditure or income (%)

Population with large household expenditures on health (greater than 25%) as a share of total household expenditure or income (%) 7.0

Coverage of essential health services



Functionality of Health System (Health Outputs)

Health services index (Data source: WHO/AFRO 2022)

Access	Demand	Quality	Resilience	Overall functionality
55	66	69	73	66
Access to health services (%)	Demand for health services (%)	Quality of care (%)	Health system resilience (%)	health system performance(%)

Health System

Human resource (Data source: WHO/AFRO 2022)

Density of specialists doctors (per 1000 population)	2018	0.2
Health worker density and distribution [SDG 3.c.1]	2020	
Nursing staff (including midwives/associate nurses) (per 10,000 pop)	2020	21.4

Master facility list (Data source: WHO/AFRO 2022)

Health facility density and distribution (per 10,000 pop.)	2020	
Health infrastructure readiness	2020	
Number of hospital beds	2020	
Number of ICU Beds	2021	

Funds

Health financing (Data source: WHO/AFRO 2022, MoHCC 2020)

Domestic general government health expenditure (GGHE-D) as percentage of general government expenditure (GGE) (%)	2020	11.1
Domestic Health Expenditure (DOM) as % of Current Health Expenditure (CHE)	2020	47
External Health Expenditure (EXT) as % of Current Health Expenditure (CHE)	2020	56
National budget allocated to health (%)	2021	13
Total current health expenditure (CHE) as percentage of gross domestic product (GDP) (%)	2020	3.7