

Overview

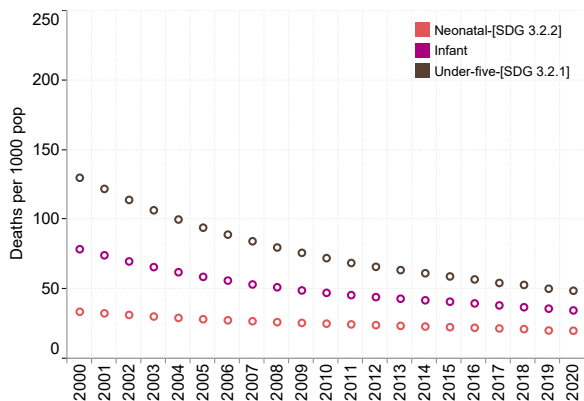
Demographics and socioeconomics (Data source: WHO 2022; UNDP 2022; The WorldBank 2022)

| | | | | | |
|-------------------------------------|------|-----------|--|------|--------|
| Total surface area (000's sq.km) | 2020 | 885.80 | Demographic growth (%) | 2020 | 2.94 |
| GDP growth (annual %) | 2020 | 3.81 | Density of population (people per sq.km) | 2020 | 67.44 |
| GDP per capita (Per capita in US\$) | 2020 | 1,076.47 | Inflation rate (%) | 2020 | 3.29 |
| Human Development Index | 2020 | 0.53 | Number of health districts | 2020 | 195.00 |
| Population size (in thousands) | 2020 | 59,734.21 | Number of Regions or Provinces | 2020 | 31.00 |
| | | | Poverty rate (%) | 2020 | 26.40 |

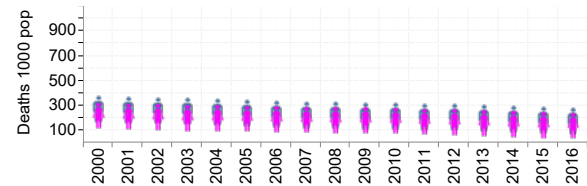
Health Impact

Age based mortality (Data source: WHO 2022)

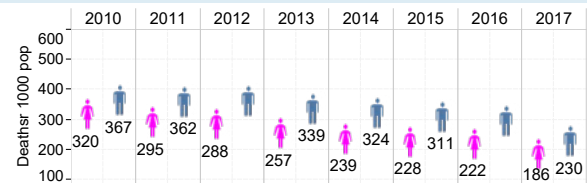
Under-five, Infant and neonatal mortality rates



Adolescent mortality rate

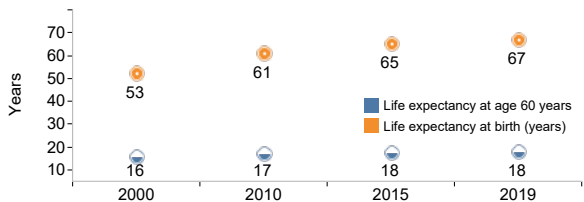


Adult mortality rate



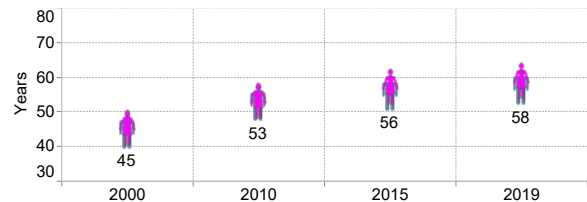
Life expectancy (LE)

(Data source: WHO 2022)



Healthy life expectancy at birth (HALE)

(Data source: WHO 2022)



Disease based incidence/prevalence

(Data source: WHO 2022; UNAIDS 2022)

| | | |
|---|------|-----|
| Hepatitis B incidence per 100 000 population [SDG 3.3.4] | 2020 | |
| Hepatitis B surface antigen prevalence (%) | 2020 | 4 |
| HIV prevalence among adults aged 15-49 years (%) | 2020 | 5 |
| HIV incidence rate (per 1000 population) | 2020 | 3 |
| Malaria incidence rate (per 1000 pop. at risk) [SDG 3.3.3] | 2020 | 120 |
| Malaria parasite prevalence among children aged 6-59 months (%) | 2020 | |
| TB incidence rate [SDG 3.3.2] (per 100 000 population) | 2020 | 222 |

Mortality by cause

(Data source: WHO 2022)

| | |
|---|------|
| Death rate due to road traffic injuries/100 000 pop [SDG 3.6.1] | 43.2 |
| Mortality rate attributed to exposure to unsafe WASH services/100 000 pop [SDG 3.9.2] | 40.6 |
| Mortality rate attributed to unintentional poisoning/100000 pop [SDG 3.9.3] | 38.4 |
| Number of victims of intentional homicide/100 000 pop | 2.2 |
| Premature NCD mortality/100 000 pop [SDG 3.4.1] | 2.7 |
| Suicide rate/100 000 pop [SDG 3.4.2] | 7.7 |

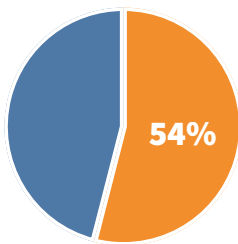
Health Outcomes

Determinants of health (Data source: WHO 2022; UNICEF/SOWC 2022)

| | | |
|--|------|----|
| Annual mean levels of fine particulate matter (population-weighted) - SDG 11.6.2 ($\mu\text{g}/\text{m}^3$) | 2016 | 27 |
| Children aged 1-14 years who experienced physical punishment and/or psychological aggression by caregivers in last month (%) -SDG 16.2.1 | 2019 | |
| Children under 5 years who are stunted [SDG 2.2.1] (%) | 2020 | 32 |
| Children under 5 years who are wasted [SDG 2.2.2] (%) | 2020 | 4 |
| Drinking-water services [SDG 6.1.1] (%) | 2020 | 61 |
| Intimate partner violence prevalence [SDG 5.2.1] (%) | 2020 | 30 |
| Population with primary reliance on clean fuels -[SDG 7.1.2] (%) | 2018 | 5 |
| Sanitation services [SDG 6.2.1a/6.2.1b] (%) | 2020 | 32 |
| Tobacco use among persons aged 15+ years - [SDG 3.a.1] (%) | 2018 | 13 |
| Total alcohol per capita (15+ years) consumption [SDG 3.5.2] (litres of pure alcohol) | 2018 | 11 |

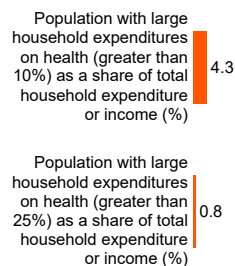
Health security

International Health Regulations (IHR) core capacities index – [SDG 3.d.1] Source: WHO/AFRO 2022

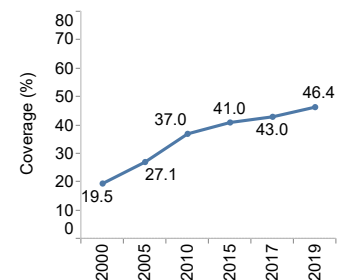


UHC (Data source: WHO 2022)

Large household expenditure on health

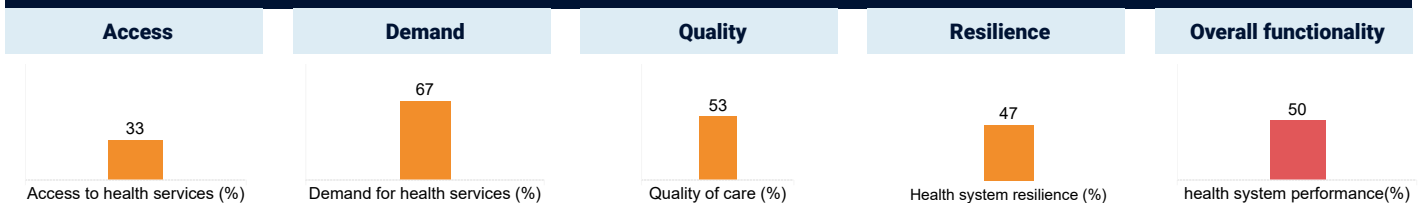


Coverage of essential health services



Functionality of Health System (Health Outputs)

Health services index (Data source: WHO/AFRO 2022)



Health System

Human resource (Data source: WHO/AFRO 2022)

| | | |
|--|------|-----|
| Density of specialists doctors (per 1000 population) | 2018 | 0.5 |
| Health worker density and distribution [SDG 3.c.1] | 2020 | |
| Nursing staff (including midwives/associate nurses) (per 10,000 pop) | 2020 | 5.7 |

Master facility list (Data source: WHO/AFRO 2022)

| | | |
|--|------|-------|
| Health facility density and distribution (per 10,000 pop.) | 2020 | |
| Health infrastructure readiness | 2020 | |
| Number of hospital beds | 2020 | |
| Number of ICU Beds | 2021 | 244.0 |

Funds

Health financing (Data source: WHO/AFRO 2022)

| | | |
|---|------|------|
| Domestic general government health expenditure (GGHE-D) as percentage of general government expenditure (GGE) (%) | 2018 | 9.4 |
| Domestic Health Expenditure (DOM) as % of Current Health Expenditure (CHE) | 2019 | 67.7 |
| External Health Expenditure (EXT) as % of Current Health Expenditure (CHE) | 2019 | 32.2 |
| National budget allocated to health (%) | 2019 | 9.4 |
| Total current health expenditure (CHE) as percentage of gross domestic product (GDP) (%) | 2019 | 3.8 |