

Overview

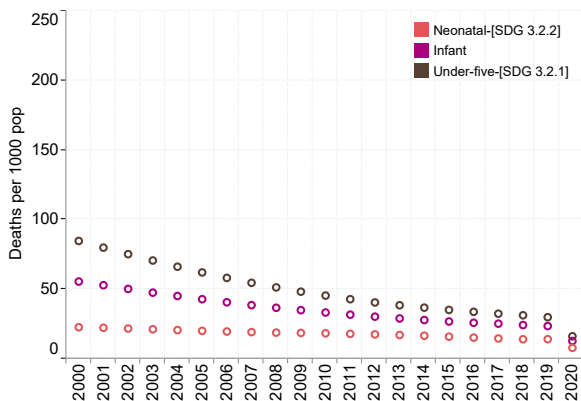
Demographics and socioeconomics (Data source: WHO 2022; UNDP 2022; The WorldBank 2022)

Total surface area (000's sq.km)	2020	0.96	Demographic growth (%)	2020	1.90
GDP growth (annual %)	2020	0.25	Density of population (people per sq.km)	2020	228.29
GDP per capita (Per capita in US\$)	2020	2,157.84	Number of health districts	2020	7.00
Human Development Index	2020	0.63	Number of Regions or Provinces	2020	2.00
Population size (in thousands)	2020	219.16			

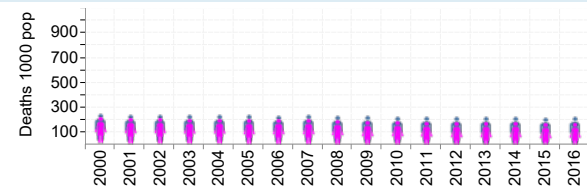
Health Impact

Age based mortality (Data source: WHO 2022)

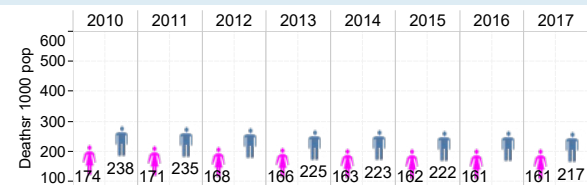
Under-five, Infant and neonatal mortality rates



Adolescent mortality rate

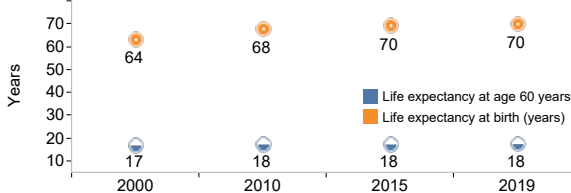


Adult mortality rate



Life expectancy (LE)

(Data source: WHO 2022)



Healthy life expectancy at birth (HALE)

(Data source: WHO 2022)



Disease based incidence/prevalence

(Data source: WHO 2022; UNAIDS 2022)

Hepatitis B incidence per 100 000 population [SDG 3.3.4]	2020	
Hepatitis B surface antigen prevalence (%)	2020	4
HIV incidence rate per 1000 uninfected population [SDG 3.3.1]	2020	
Malaria incidence rate (per 1000 pop. at risk) [SDG 3.3.3]	2020	9
Malaria parasite prevalence among children aged 6-59 months (%)	2020	
TB incidence rate [SDG 3.3.2] (per 100 000 population)	2020	118

Mortality by cause

(Data source: WHO 2022)

Cause	Rate	Gender
Death rate due to road traffic injuries/100 000 pop [SDG 3.6.1]	12.3	Female
	43.5	Male
Mortality rate attributed to exposure to unsafe WASH services/100 000 pop [SDG 3.9.2]	11.7	Female
	11.0	Male
Mortality rate attributed to unintentional poisoning/100000 pop [SDG 3.9.3]		Both sexes
Number of victims of intentional homicide/100 000 pop		Both sexes
Premature NCD mortality/100 000 pop [SDG 3.4.1]		Both sexes
Suicide rate/100 000 pop [SDG 3.4.2]	1.6	Female
	3.0	Male

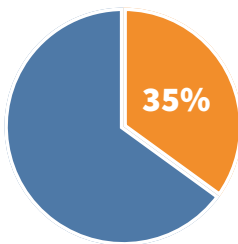
Health Outcomes

Determinants of health (Data source: WHO 2022; UNICEF/SOWC 2022)

Annual mean levels of fine particulate matter (population-weighted) - SDG 11.6.2 ($\mu\text{g}/\text{m}^3$)	2016	39
Children aged 1-14 years who experienced physical punishment and/or psychological aggression by caregivers in last month (%) -SDG 16.2.1	2019	84
Children under 5 years who are stunted [SDG 2.2.1] (%)	2020	12
Children under 5 years who are wasted [SDG 2.2.2] (%)	2020	4
Drinking-water services [SDG 6.1.1] (%)	2020	78
Intimate partner violence prevalence [SDG 5.2.1] (%)	2020	26
Population with primary reliance on clean fuels -[SDG 7.1.2] (%)	2018	5
Sanitation services [SDG 6.2.1a/6.2.1b] (%)	2020	48
Tobacco use among persons aged 15+ years - [SDG 3.a.1] (%)	2018	5
Total alcohol per capita (15+ years) consumption [SDG 3.5.2] (litres of pure alcohol)	2018	6

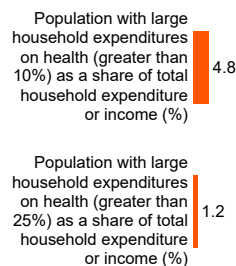
Health security

International Health Regulations (IHR) core capacities index – [SDG 3.d.1] Source: WHO/AFRO 2022

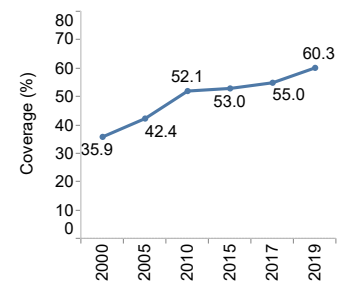


UHC (Data source: WHO 2022)

Large household expenditure on health



Coverage of essential health services



Functionality of Health System (Health Outputs)

Health services index (Data source: WHO/AFRO 2022)



Health System

Human resource (Data source: WHO/AFRO 2022)

Density of specialists doctors (per 1000 population)	2018	0.0
Health worker density and distribution [SDG 3.c.1]	2020	
Nursing staff (including midwives/associate nurses) (per 10,000 pop)	2020	21.5

Master facility list (Data source: WHO/AFRO 2022)

Health facility density and distribution (per 10,000 pop.)	2020	
Health infrastructure readiness	2020	
Number of hospital beds	2020	
Number of ICU Beds	2021	13.0

Funds

Health financing (Data source: WHO/AFRO 2022)

Domestic general government health expenditure (GGHE-D) as percentage of general government expenditure (GGE) (%)	2018	10.7
Domestic Health Expenditure (DOM) as % of Current Health Expenditure (CHE)	2019	60.2
External Health Expenditure (EXT) as % of Current Health Expenditure (CHE)	2019	39.7
National budget allocated to health (%)	2019	10.8
Total current health expenditure (CHE) as percentage of gross domestic product (GDP) (%)	2019	5.5