

Overview

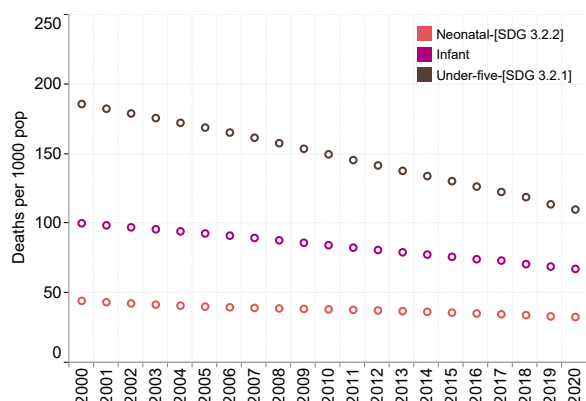
Demographics and socioeconomics (Data source: WHO 2022; UNDP 2022; The WorldBank 2022)

Total surface area (000's sq.km)	2020	1,259.20	Demographic growth (%)	2020	2.96
GDP growth (annual %)	2020	-0.61	Density of population (people per sq.km)	2020	13.05
GDP per capita (Per capita in US\$)	2020	659.27	Inflation rate (%)	2020	4.46
Human Development Index	2020	0.40	Number of health districts	2020	126.00
Population size (in thousands)	2020	16,425.86	Number of Regions or Provinces	2020	23.00
			Poverty rate (%)	2020	42.30

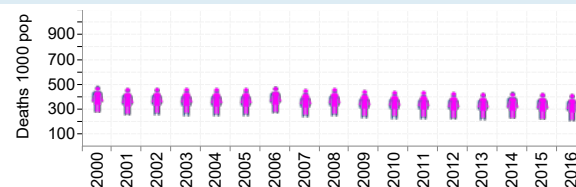
Health Impact

Age based mortality (Data source: WHO 2022)

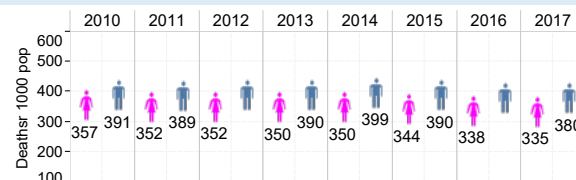
Under-five, Infant and neonatal mortality rates



Adolescent mortality rate

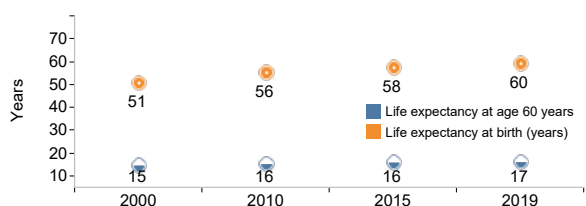


Adult mortality rate



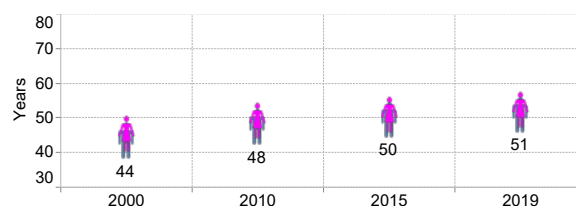
Life expectancy (LE)

(Data source: WHO 2022)



Healthy life expectancy at birth (HALE)

(Data source: WHO 2022)



Disease based incidence/prevalence

(Data source: WHO 2022; UNAIDS 2022)

Hepatitis B incidence per 100 000 population [SDG 3.3.4]	2020	
Hepatitis B surface antigen prevalence (%)	2020	5
Malaria incidence rate (per 1000 pop. at risk) [SDG 3.3.3]	2020	206
Malaria parasite prevalence among children aged 6-59 months (%)	2020	
TB incidence rate [SDG 3.3.2] (per 100 000 population)	2020	144

Mortality by cause

(Data source: WHO 2022)

Death rate due to road traffic injuries/100 000 pop [SDG 3.6.1]	43.3
Mortality rate attributed to exposure to unsafe WASH services/100 000 pop [SDG 3.9.2]	95.0
Mortality rate attributed to unintentional poisoning/100000 pop [SDG 3.9.3]	2.4
Number of victims of intentional homicide/100 000 pop	3.6
Premature NCD mortality/100 000 pop [SDG 3.4.1]	
Suicide rate/100 000 pop [SDG 3.4.2]	10.3

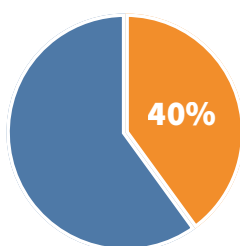
Health Outcomes

Determinants of health (Data source: WHO 2022; UNICEF/SOWC 2022)

Annual mean levels of fine particulate matter (population-weighted) - SDG 11.6.2 (µg/m³)	2016	64
Children aged 1-14 years who experienced physical punishment and/or psychological aggression by caregivers in last month (%) -SDG 16.2.1	2019	85
Children under 5 years who are stunted [SDG 2.2.1] (%)	2020	35
Children under 5 years who are wasted [SDG 2.2.2] (%)	2020	14
Drinking-water services [SDG 6.1.1] (%)	2020	46
Intimate partner violence prevalence [SDG 5.2.1] (%)	2020	18
Population with primary reliance on clean fuels -[SDG 7.1.2] (%)	2018	5
Sanitation services [SDG 6.2.1a/6.2.1b] (%)	2020	12
Tobacco use among persons aged 15+ years - [SDG 3.a.1] (%)	2018	12
Total alcohol per capita (15+ years) consumption [SDG 3.5.2] (litres of pure alcohol)	2018	1

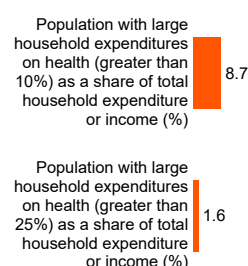
Health security

International Health Regulations (IHR) core capacities index – [SDG 3.d.1] Source: WHO/AFRO 2022

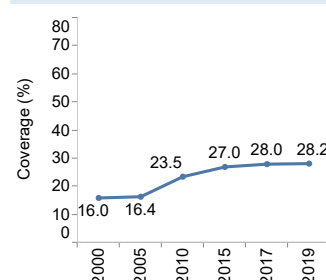


UHC (Data source: WHO 2022)

Large household expenditure on health



Coverage of essential health services



Functionality of Health System (Health Outputs)

Health services index (Data source: WHO/AFRO 2022)

Access	Demand	Quality	Resilience	Overall functionality
32	29	52	24	34
Access to health services (%)	Demand for health services (%)	Quality of care (%)	Health system resilience (%)	health system performance(%)

Health System

Human resource (Data source: WHO/AFRO 2022)

Density of specialists doctors (per 1000 population)	2018	0.2
Health worker density and distribution [SDG 3.c.1]	2020	
Nursing staff (including midwives/associate nurses) (per 10,000 pop)	2020	2.0

Master facility list (Data source: WHO/AFRO 2022)

Health facility density and distribution (per 10,000 pop.)	2020	
Health infrastructure readiness	2020	
Number of hospital beds	2020	
Number of ICU Beds	2021	84.0

Funds

Health financing (Data source: WHO/AFRO 2022)

Domestic general government health expenditure (GGHE-D) as percentage of general government expenditure (GGE) (%)	2018	5.2
Domestic Health Expenditure (DOM) as % of Current Health Expenditure (CHE)	2019	84.3
External Health Expenditure (EXT) as % of Current Health Expenditure (CHE)	2019	15.6
National budget allocated to health (%)	2019	
Total current health expenditure (CHE) as percentage of gross domestic product (GDP) (%)	2019	4.4