

Overview

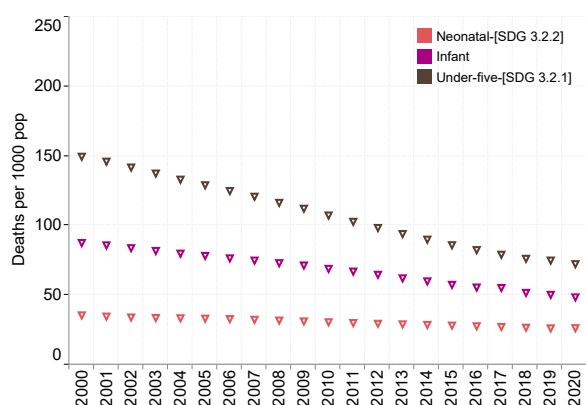
Demographics and socioeconomics (Data source: WHO 2022; UNDP 2022; The WorldBank 2022)

Total surface area (000's sq.km)	2020	472.71	Demographic growth (%)	2020	2.55
GDP growth (annual %)	2020	1.38	Density of population (people per sq.km)	2020	56.16
GDP per capita (Per capita in US\$)	2020	1,537.13	Inflation rate (%)	2020	2.44
Human Development Index	2020	0.56	Number of health districts	2020	190.00
Population size (in thousands)	2020	26,545.86	Number of Regions or Provinces	2020	10.00
			Poverty rate (%)	2020	37.50

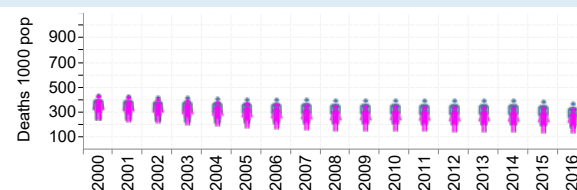
Health Impact

Age based mortality (Data source: WHO 2022)

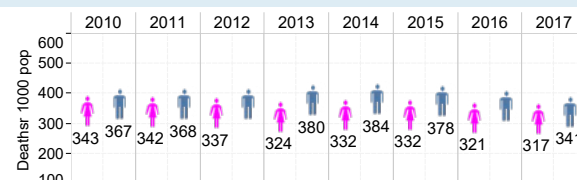
Under-five, Infant and neonatal mortality rates



Adolescent mortality rate

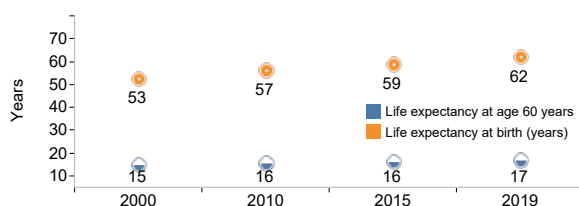


Adult mortality rate



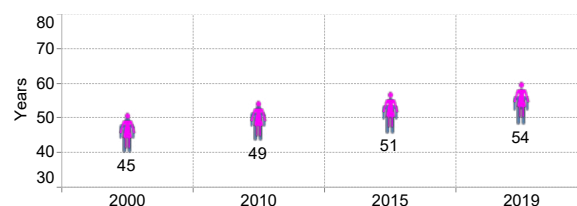
Life expectancy (LE)

(Data source: WHO 2022)



Healthy life expectancy at birth (HALE)

(Data source: WHO 2022)



Disease based incidence/prevalence

(Data source: WHO 2022; UNAIDS 2022)

Hepatitis B incidence per 100 000 population [SDG 3.3.4]	2020	
Hepatitis B surface antigen prevalence (%)	2020	4
HIV prevalence among adults aged 15-49 years (%)	2020	4
HIV incidence rate (per 1000 population)	2020	2
Malaria incidence rate (per 1000 pop. at risk) [SDG 3.3.3]	2020	260
Malaria parasite prevalence among children aged 6-59 months (%)	2020	
TB incidence rate [SDG 3.3.2] (per 100 000 population)	2020	174

Mortality by cause

(Data source: WHO 2022)

Death rate due to road traffic injuries/100 000 pop [SDG 3.6.1]	47.9
Mortality rate attributed to exposure to unsafe WASH services/100 000 pop [SDG 3.9.2]	44.1
Mortality rate attributed to unintentional poisoning/100000 pop [SDG 3.9.3]	2.2
Number of victims of intentional homicide/100 000 pop	3.1
Premature NCD mortality/100 000 pop [SDG 3.4.1]	
Suicide rate/100 000 pop [SDG 3.4.2]	17.1

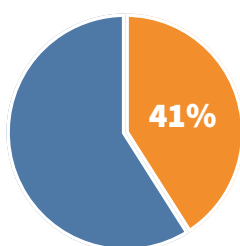
Health Outcomes

Determinants of health (Data source: WHO 2022; UNICEF/SOWC 2022)

Annual mean levels of fine particulate matter (population-weighted) - SDG 11.6.2 (µg/m³)	2016	65
Children aged 1-14 years who experienced physical punishment and/or psychological aggression by caregivers in last month (%) -SDG 16.2.1	2019	85
Children under 5 years who are stunted [SDG 2.2.1] (%)	2020	27
Children under 5 years who are wasted [SDG 2.2.2] (%)	2020	4
Drinking-water services [SDG 6.1.1] (%)	2020	66
Intimate partner violence prevalence [SDG 5.2.1] (%)	2020	33
Population with primary reliance on clean fuels -[SDG 7.1.2] (%)	2018	24
Sanitation services [SDG 6.2.1a/6.2.1b] (%)	2020	45
Tobacco use among persons aged 15+ years - [SDG 3.a.1] (%)	2018	9
Total alcohol per capita (15+ years) consumption [SDG 3.5.2] (litres of pure alcohol)	2018	6

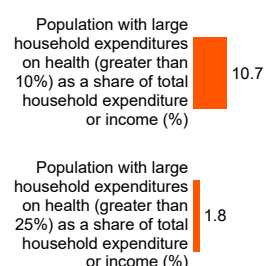
Health security

International Health Regulations (IHR) core capacities index – [SDG 3.d.1] Source: WHO/AFRO 2022

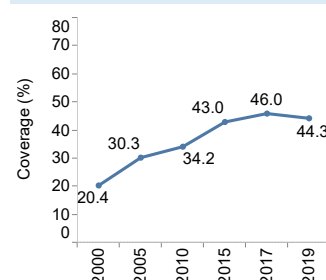


UHC (Data source: WHO 2022)

Large household expenditure on health



Coverage of essential health services



Functionality of Health System (Health Outputs)

Health services index (Data source: WHO/AFRO 2022)

Access	Demand	Quality	Resilience	Overall functionality
42	46	64	33	46
Access to health services (%)	Demand for health services (%)	Quality of care (%)	Health system resilience (%)	health system performance(%)

Health System

Human resource (Data source: WHO/AFRO 2022)

Density of specialists doctors (per 1000 population)	2018	0.9
Health worker density and distribution [SDG 3.c.1]	2020	
Nursing staff (including midwives/associate nurses) (per 10,000 pop)	2020	3.6

Master facility list (Data source: WHO/AFRO 2022)

Health facility density and distribution (per 10,000 pop.)	2020	
Health infrastructure readiness	2020	
Number of hospital beds	2020	
Number of ICU Beds	2021	

Funds

Health financing (Data source: WHO/AFRO 2022)

Domestic general government health expenditure (GGHE-D) as percentage of general government expenditure (GGE) (%)	2018	1.1
Domestic Health Expenditure (DOM) as % of Current Health Expenditure (CHE)	2019	91.4
External Health Expenditure (EXT) as % of Current Health Expenditure (CHE)	2019	8.5
National budget allocated to health (%)	2019	
Total current health expenditure (CHE) as percentage of gross domestic product (GDP) (%)	2019	3.6