

Overview

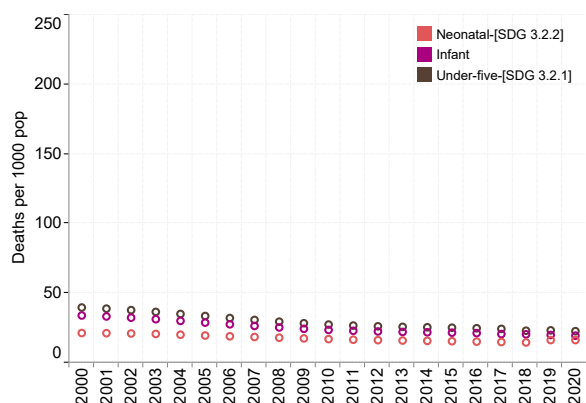
Demographics and socioeconomic (Data source: WHO 2022; UNDP 2022; The WorldBank 2022)

Total surface area (000's sq.km)	2020	2,381.74	Demographic growth (%)	2020	1.84
GDP growth (annual %)	2020	-0.62	Density of population (people per sq.km)	2020	18.41
GDP per capita (Per capita in US\$)	2020	3,306.86	Inflation rate (%)	2020	2.42
Human Development Index	2020	0.75	Number of health districts	2020	48.00
Population size (in thousands)	2020	43,851.04	Number of Regions or Provinces	2020	48.00
			Poverty rate (%)	2020	38.30

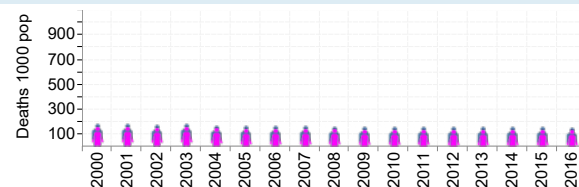
Health Impact

Age based mortality (Data source: WHO 2022)

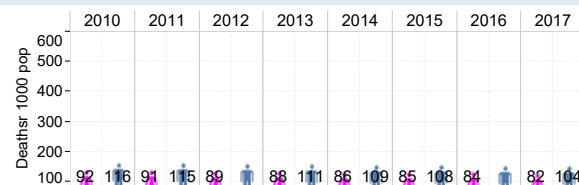
Under-five, Infant and neonatal mortality rates



Adolescent mortality rate

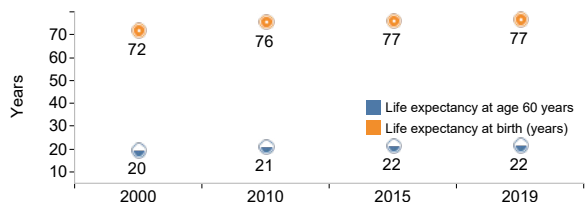


Adult mortality rate



Life expectancy (LE)

(Data source: WHO 2022)



Healthy life expectancy at birth (HALE)

(Data source: WHO 2022)



Disease based incidence/prevalence

(Data source: WHO 2022; UNAIDS 2022)

Hepatitis B incidence per 100 000 population [SDG 3.3.4]	2020	
Hepatitis B surface antigen prevalence (%)	2020	2
HIV prevalence among adults aged 15-49 years (%)	2020	
Malaria incidence rate (per 1000 pop. at risk) [SDG 3.3.3]	2020	
Malaria parasite prevalence among children aged 6-59 months (%)	2020	
TB incidence rate [SDG 3.3.2] (per 100 000 population)	2020	59

Mortality by cause

(Data source: WHO 2022)

Death rate due to road traffic injuries/100 000 pop [SDG 3.6.1]	13.6 (Female), 28.1 (Male), 20.9 (Both sexes)
Mortality rate attributed to exposure to unsafe WASH services/100 000 pop [SDG 3.9.2]	2.0 (Female), 1.7 (Male), 1.9 (Both sexes)
Number of victims of intentional homicide/100 000 pop	1.5 (Both sexes)
Premature NCD mortality/100 000 pop [SDG 3.4.1]	14.2 (Both sexes)
Suicide rate/100 000 pop [SDG 3.4.2]	1.7 (Female), 4.7 (Male), 3.2 (Both sexes)

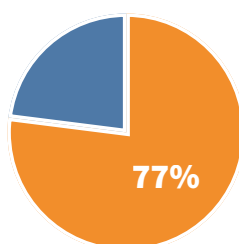
Health Outcomes

Determinants of health (Data source: WHO 2022; UNICEF/SOWC 2022)

Annual mean levels of fine particulate matter (population-weighted) - SDG 11.6.2 (µg/m³)	2016	35
Children aged 1-14 years who experienced physical punishment and/or psychological aggression by caregivers in last month (%) -SDG 16.2.1	2019	84
Children under 5 years who are stunted [SDG 2.2.1] (%)	2020	9
Children under 5 years who are wasted [SDG 2.2.2] (%)	2020	3
Drinking-water services [SDG 6.1.1] (%)	2020	94
Intimate partner violence prevalence [SDG 5.2.1] (%)	2020	
Population with primary reliance on clean fuels -[SDG 7.1.2] (%)	2018	95
Sanitation services [SDG 6.2.1a/6.2.1b] (%)	2020	86
Tobacco use among persons aged 15+ years - [SDG 3.a.1] (%)	2018	19
Total alcohol per capita (15+ years) consumption [SDG 3.5.2] (litres of pure alcohol)	2018	1

Health security

International Health Regulations (IHR) core capacities index – [SDG 3.d.1] Source: WHO/AFRO 2022



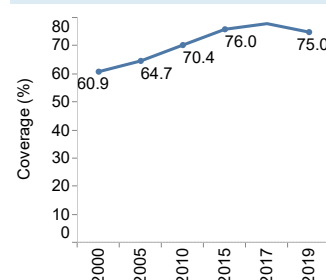
UHC (Data source: WHO 2022)

Large household expenditure on health

Population with large household expenditures on health (greater than 10%) as a share of total household expenditure or income (%)

Population with large household expenditures on health (greater than 25%) as a share of total household expenditure or income (%)

Coverage of essential health services



Functionality of Health System (Health Outputs)

Health services index (Data source: WHO/AFRO 2022)

Access	Demand	Quality	Resilience	Overall functionality
62	69	69	71	68
Access to health services (%)	Demand for health services (%)	Quality of care (%)	Health system resilience (%)	health system performance(%)

Health System

Human resource (Data source: WHO/AFRO 2022)

Density of specialists doctors (per 1000 population)	2018	39.1
Health worker density and distribution [SDG 3.c.1]	2020	
Nursing staff (including midwives/associate nurses) (per 10,000 pop)	2020	15.5

Master facility list (Data source: WHO/AFRO 2022)

Health facility density and distribution (per 10,000 pop.)	2020	
Health infrastructure readiness	2020	
Number of hospital beds	2020	
Number of ICU Beds	2021	

Funds

Health financing (Data source: WHO/AFRO 2022)

Domestic general government health expenditure (GGHE-D) as percentage of general government expenditure (GGE) (%)	2018	10.7
Domestic Health Expenditure (DOM) as % of Current Health Expenditure (CHE)	2019	99.9
External Health Expenditure (EXT) as % of Current Health Expenditure (CHE)	2019	0.0
National budget allocated to health (%)	2019	
Total current health expenditure (CHE) as percentage of gross domestic product (GDP) (%)	2019	6.2